

# **Monroe County Fair Book**

**July 24 – July 29, 2024**

# MONROE COUNTY FAIR BOOK 2024

## TABLE OF CONTENTS

Directory.....	3
Superintendents.....	4
Clubs.....	5
General Rules.....	6-10
Herdsmanship.....	11
Livestock Auction.....	12
South-Central Showdown.....	13
Livestock General Rules.....	14-16
Showmanship.....	16
Protest.....	17-18
Beef Department.....	19-23
Bottle/Bucket Calf Department.....	24-25
Cat Department.....	26-27
Cavy Department.....	27-28
Dog Department.....	28-35
Goat and Sheep Department.....	35-41
Horse Department.....	42-49
Poultry Department.....	50-51
Rabbit Department.....	52-53
Swine Department.....	53-56
Exhibit Building Department.....	56-85
Clothing and Communication Department.....	75-81
FFA Department.....	81-85
Clover Kids.....	86-88
Notes.....	88-89
4-H and FFA Show Schedule.....	90

## **MONROE COUNTY FAIR BOARD MEMBER DIRECTORY**

President - Justin Rozenboom (641)777-1061

Vice President – Chad Lathrop (641)777-6072

Secretary / Treasurer - Angela Wilson (641)777-2937

Co-Secretary/Treasurer – Billie Stout (641)629-0925

Fair Maintenance - Carl Kendall (641)799-6022, Chris Duncan

### **2024 Board of Directors:**

Chelsea Bachman, Chad Lathrop, Jason Crall, Lisa Shepard, Jim Koffman, Tyson Patton, Blaine Stout, Jerry Findley, Dan Yule, Carl Kendall, Justin Rozenboom, Mark Shepard, Nate Ammons

### **Association Members:**

Kevin Wilson, Chris Knowles, Gene Beary, Chris Duncan, Denny Amoss, Steph Haywood, Carla Kendall-Duncan, Helen Kline-Lahart, Mary Helen Husmann, Kyle Bachman, Macey Lathrop, Mark Jacobs, Denny Cason, Cara Emanuel, Kenny Emanuel, Jeff Lathen, Jennifer Harter-Lathen, Mike Stocker, Bryan Reed, Mark Shepard, John Crall, Kim Wynn, Michael Lathrop, Jeff Bettis, Ron Clark, Mike Gray, Dave Lippert, Steve Kline, Jerry Durian, Sarah Long, Curt Peterson, Cory Smith, Sheryl Smith, Doug Wolfer, Matt Stocker, Michael Fisher, Russ VandenBerg, Tonya Findley, John Knowles, Kenny Carr, Kathy Stocker, Christine Crawford-Wilson

## **MONROE COUNTY EXTENSION COUNCIL MEMBER DIRECTORY**

Chair – Stacy Haas (641)799-9577

Vice Chair –

Secretary – Christine Crawford (319)461-0913

Treasurer – Aandrea Beary (641)780-5188

### **Members:**

Josh Simms, John Bradley, Megan Evinger, Kim Wynn, Renne Peterson-Howell

## **EXTENSION OFFICE DIRECTORY**

Courtney May - Region 25 Director

Courtney Chapman - Region 25 Youth Program Specialist

Amie Koffman - County Youth Coordinator

Courteney Riley- Office Program Assistant

## **FFA CHAPTERS AND ADVISORS' DIRECTORY**

**Agri-Power FFA Chapter**– Melissa Appel, Advisor

**Albia FFA Chapter**- Daryl Schofield, Advisor

**Twin Cedars FFA Chapter**– Jordan Moody, Advisor

**Moravia FFA Chapter**– Paige Adams, Advisor

# DEPARTMENT SUPERINTENDENTS

## Beef

**Chair**– John Crall 641-777-0453,  
Denny Cason, Joni Murphy  
Mike Fisher, Kenny Carr  
Lisa Shepard, Brian Crall

## Cavy

**Chair**– Marti McLain 641-555-5555  
Tyler Havard

## Dog

**Chair**– Marti McLain 641-555-5555  
Tyler Havard

## Goat & Sheep

**Chair**– Chris Knowles  
641-799-6532  
Billie Stout, Jim Koffman,  
Harlie Riley, Carl Kendall

## Poultry

**Chair**– Steph Houk-641-777-5555  
Steph Haywood, Suzie Smith  
Loretta Brinegar

## Swine

**Chair**– Dane Yule– 641-919-0125  
Ryan Ammons, Jared Kaster, Ryan Ammons,  
Jeff Lathen, Dean Lathrop, Curt Houk

## Bucket Calf

Chair- Reese Wallace 641-218-1373

## Cat

**Chair**- Aimee Campbell 515-371-8940

## Clothing & Communication

**Chair**- Jody Buckingham  
515-669-0879

## Exhibit Building

**Chair**– Kim Wynn– 641-777-6757  
Kelcie Hindman, Cindy Cronin,  
Chelsea Bachman

## Horse

**Chair**– Christy Hoksbergen  
641-670-0969  
Emily Hunt, Deanna Keeton,  
Maddison Tyrrel

## Rabbit

**Chair**– Steph Houk 641-777-9800  
Steph Haywood, Suzie Smith,  
Loretta Brinegar

## 4-H Clubs

### Bluff Creek Progressives

Dana McKim 641-799-5105  
Brandi Manser

### Dog Obedience Club

Tiffany and Tyler Havard,  
Brandi Manser  
641-895-0892

### Garden Beets

Courteney Riley  
641-569-3506

### Melrose Majors

Kari Knowles, Burgandi Carr,  
Steph Haywood, Jill Kosman,  
Cindy Cronin  
641-799-7850

### Youth Council

Kim Wynn, Chelsea Bachman,  
Jennie Stephens  
641-777-6757

### Boots & Blue Jeans

Jenny Klyn, Jim Koffman,  
Jeff Lathen  
641-938-2122

### Food Club

Annie Tharp, Kris Knowles  
641-799-6199

### Hoof Beats of 4-H

Christy Hoksbergen, Lynn  
Pinegar  
641-670-0969

### Albia Troy Troopers

Kelcie Hindman, Lori McAninch  
515-249-4746

## Clover Clubs

### Melrose Mini Majors

Anna McGee,  
Mallory Kromray  
641-799-8790

### Albia Clover Kids

Amie Koffman  
641-569-3506

### Lil' Boots & Blue Jeans

Jennifer Harter, Amie Koffman  
641-777-9407

## GENERAL RULES

1. Only 4-H members enrolled in a Monroe County 4-H Club or enrolled FFA Members are permitted to show at the Monroe County Fair
  - a. 4-Her's who have completed 4th through 12th grade (or the equivalent) of the completed the school year 2023-2024, may exhibit at the county fair, providing they meet organization requirements.
  - b. 4-H re-enrollment for 4-H membership on the 4-H Online 2.0 program must be completed by February 1st of each year. Re-enrollment and/or enrollment is open each year on September 1 on the 4-H Online 2.0 web page at <https://v2.4honline.com/>.
  - c. FFA members must meet their own organization's requirements for exhibiting beyond high school graduation.
2. It is the intent that any assistance provided to youth while preparing for and during the Monroe County Fair is done so with the intent to enhance the learning of the 4-H and/or FFA member.
3. Livestock entries must be on the grounds and checked in during their specified times on Wednesday of fair.
4. Bucket of Junk Challenge Class items must be at the Fairgrounds on Wednesday of fair.
5. All 4-H and FFA exhibits will be entered and judged on Thursday of fair and housed in the Exhibit Building at the Monroe County Fairgrounds
6. The Department Superintendents, Iowa State University Extension and Outreach, FFA Chapters and/or Fair Board will not be responsible for loss, injury or liable for accidents.
7. Premiums will be paid as follows: \$4.00 for purple/lavender- \$3.50 for blue-\$2.50 for red- \$1.50 for white. Exhibit building premiums will be paid upon presentation of designated form to the appropriate table area in the Exhibit Building upon conclusion judging by each individual 4-H exhibitor. FFA Exhibit Building Premiums will be paid upon completion of judging by the FFA Chapter Advisor's. 4-H & FFA Livestock Exhibitor's premiums will be paid on the Monday of Fair prior to the Livestock Auction at 4:00p.m. from the Fair Board Office Building. All premium funds not claimed during designated times at the fair will be made available at the Fair Board Office Building during times to be determined for all exhibitor's convenience until August 31<sup>st</sup>. All funds not claimed by that date will be forfeited and returned to the Monroe County Fair Board. No premium funds will be mailed under any circumstances to any exhibitor.
8. The department superintendents will enforce department rules as written in Fair book. If questions or complaints arise, a superintendent advisory committee consisting of one appointed official from each listed groups consisting of the Monroe County Extension Council, Monroe County Fair Board, and active FFA organizations. Each group will appoint a representative to serve in this capacity each year by June 1<sup>st</sup>. This person cannot be actively serving as a department superintendent or hold a

chairperson or president office within their respective group. If in any case an issue would arise that would directly include, or affect said representative that representative would excuse themselves by contacting the chairperson or president of their appropriate group. Superintendent advisory committee members names and contact information will be available in all office areas in the Exhibit Building for the duration of the fair for easy accessibility.

9. It is highly recommended that 4-H members present one presentation at a club meeting. It is mandatory that 4-H club members must attend at least five (5) club meetings, club activities or club service projects to participate in the county fair.
10. All livestock stalls and pen areas are expected to be clean and presentable to the public for viewing at all times during fair exhibition. The final cleaning and emptying of your designated stall or pen area is **YOUR** responsibility on the final day of the fair prior to the Livestock Auction. Failure to comply or any reporting of neglect in this area will be an automatic forfeit of premium payment.
11. All 4-H and FFA members, parents, leaders, and volunteers must conduct themselves in an appropriate manner, refraining from using foul language and inappropriate conversations around youth.
12. No personal security systems of any kind will be allowed in any barns or buildings located on the fairgrounds.
13. In no case will the Monroe County Fair Board be held responsible in any way for any loss, damage, bodily injury, or claim if defamation of character of any person, property, or article while on the fairgrounds. The Monroe County Fair Board and Volunteers will provide the safest environment possible during the county fair event. The Monroe County Fair Board will not make any type of monetary payment for claim of any such loss, damage, or injury.
14. In consideration of the general public attending the Monroe County Fair the following pet policy has been put into place. Trained Service animal as currently defined under the ADA are the only ones allowed on the fairgrounds. Trained Service animals must be under owner's control at all times and remain on a leash or harness. (This does not include comfort, therapy, or emotional support animals of any kind. Those must have prior approval from the Monroe County Fair Board.) Only animals entered in the 4-H & FFA Dog Show or Open Pet Show will be allowed the day of their respective show or special event as listed in the Fair Schedule. The animals are allowed to be on the grounds 1 hour before and 1 hour upon the conclusion of their respective show or special event. Pets are allowed in the camper area and must always be kept under owners control.
15. All golf carts, ATV's and UTV's to be used during the Monroe County Fair must be registered with the Monroe County Fair Board. All drivers must

have a valid driver's license and show respect to the public in attendance at the fair. To have your golf cart, ATV or UTV registered you must contact Jim Koffman or Jerry Findley.



IOWA DEPARTMENT OF  
AGRICULTURE &  
LAND STEWARDSHIP

Mike Haig  
Secretary of Agriculture

Wallace State Office Building • 502 E 9th St, Des Moines, IA 50319 • (515) 281.5321 • [www.IowaAgriculture.gov](http://www.IowaAgriculture.gov)

### 2024 HEALTH REQUIREMENTS FOR EXHIBITION OF LIVESTOCK, POULTRY AND BIRDS AT A COUNTY 4H/FFA FAIR EXHIBITION


ANY EVIDENCE OF WARTS, RINGWORM, FOOT ROT, PINK EYE, DRAINING ABSCESES OR ANY OTHER CONTAGIOUS OR INFECTIOUS CONDITION WILL ELIMINATE THE ANIMAL FROM THE SHOW.

No individual Certificate of Veterinary Inspection will be required on Iowa origin animals or poultry exhibited at County 4-H/FFA Fair, but the animals must be inspected when unloaded or shortly thereafter by an accredited veterinarian. Swine are required to be inspected either before being unloaded or before leaving a designated isolation and inspection area (prior to mixing with any other pigs). All animals moving from out of state into an Iowa county 4H/FFA Fair must meet Iowa Animal and Livestock Importation requirements. Each show must have an official veterinarian.

Quarantined animals or animals from quarantined herds cannot be exhibited.

Official identification listed on a Certificate of Veterinary Inspection required for all cattle and bison of any age **coming in from out of state** used for rodeos, recreational events, shows and exhibitions.

#### SWINE

All swine must originate from a herd or area not under quarantine and must be individually identified. All swine are required to have individual official identification. All 4-H and FFA tags bearing the US shield  are official identification tags.

**Swine originating outside of Iowa.** All exhibitors must present a test record and Certificate of Veterinary Inspection that indicate that each swine has had a negative test for pseudorabies within 30 days prior to the show (individual show regulations may have more restrictive time restrictions), regardless of the status of the herd, and show individual official identification on test report. Electronic identification will not be considered official identification for exhibition purposes.

**Swine exhibition requirements.** "Swine exhibition" means an exhibit, demonstration, show, or competition involving an event on the state fairgrounds, a county fair, or other exhibition event. The sponsor of the exhibition must retain an Iowa licensed veterinarian to supervise the health of the swine at the exhibition location. The sponsor must electronically file the approved registration form and obtain approval from the state veterinarian at least 30 days before the event. The registration form includes the name of the exhibition and the address and telephone number of its location; the name, address and telephone number of the veterinarian; and the date of the planned exhibition. Sales of swine will not be allowed unless the event has been registered and received approval from the state veterinarian 30 days prior to the event.





**Swine exhibition report required.** The sponsor of the swine exhibition shall electronically submit to the department the approved report form within five business days after the conclusion of the exhibition. The form includes the name of the exhibition and the address and telephone number of its location; the name, address and telephone number of the veterinarian; the date that the exhibition occurred; the name, address and telephone number of the owner of the swine; and the address and telephone number of the premises from which the swine was moved after the exhibition if such premises is a different premises.

#### SHEEP AND GOATS

All sexually intact sheep must have an individual Scrapie Flock of Origin identification tag (Ex. IA1234-5678) or another official Scrapie tag. All sexually intact goats must be identified with an individual Scrapie Flock of Origin identification tag (Ex. IA1234-5678), another official Scrapie tag, or by an official tattoo registered with USDA (to register, call 1-866-USDA-TAG; 1-866-873-2824). Wethers less than 18 months of age are required to have an individual identification and a Scrapie tag may be used, but a Scrapie tag is not required.

#### POULTRY AND BIRDS

All poultry exhibited must come from U.S. Pullorum-Typhoid clean or equivalent flocks, or have had a negative Pullorum-Typhoid test within 90 days of public exhibition and the test must have been performed by an authorized tester. (SEE GENERAL SECTION 1.B) **Please note: Poultry purchased from a hatchery and raised for exhibition are not exempt from Pullorum-Typhoid testing requirements.**

However, "Market Classes" of poultry consigned to a slaughter establishment are exempt from the Salmonella testing requirements. "Market Classes" of poultry must be separated from all other poultry by a distance of ten or more feet and/or an eight-foot-high solid partition.

#### DOGS AND CATS

All dogs and cats exhibited must have a current rabies vaccination certificate.



**FARM DEER**

**Accredited veterinarians must be approved to administer tuberculosis tests on Cervidae.**

“Cervidae” means all animals belonging to the cervidae family, and “CWD susceptible cervidae” means whitetail deer, blacktail deer, mule deer, red deer, elk and moose. Native Iowa Cervidae may be exhibited without other testing requirements when accompanied by a Certificate of Veterinary Inspection that lists individual official identification.

All Cervidae must have been part of the herd of origin for at least one year or were natural additions, or must have originated from a chronic wasting disease monitored or certified herd in which these animals have been kept for at least one year or were natural additions. Cervidae originating from a herd with a diagnosis, signs, epidemiological evidence, or area under quarantine for chronic wasting disease may not be exhibited. The following statement must appear on the Certificate of Veterinary Inspection:

“All Cervidae on this certificate have been part of the herd of origin for at least one year or were natural additions to this herd. There has been no diagnosis, signs, or epidemiological evidence of chronic wasting disease in this herd for the past year.”

**THE DECISION OF THE OFFICIAL SHOW VETERINARIAN WILL BE FINAL.**

Jeff Kaisand, D.V.M., State Veterinarian  
Iowa Department of Agriculture and Land Stewardship

## HERDSMANSHIP

A herdsman is someone who owns or tends to a herd of animals. Herdsman ship is the way one tends to the animal or herd. If you are an exhibitor of livestock at the county fair your herdsman ship skills become very important! While at the county fair your animal or animals will be exposed to all kinds of different stresses they may not experience at home. The crowds, noise, other livestock, inclement weather, change in stalls or pens can all sometimes make it hard for them to adjust. It is your responsibility to see that your animal or animals and barn stalling areas are always maintained to the highest of standards for the entire duration of the county fair.

Each 4-H Club & FFA Chapter will be judged daily between the hours of 7:00 p.m. and 9:00 p.m. by volunteers who will go through the barns and score based on aisle cleanliness, animal cleanliness, bedding cleanliness, pen or stall display, adequate lighting and signage, and attendant's manners. There must be adequate arrangements made to ensure that representation is present during these hours. The Monroe County Fair Board will award and present the winning club or chapter a cash award of \$100.00 along with an additional \$100.00 given by JTF Farms, Jerry & Tonya Findley Family at the beginning of the Livestock Auction on Monday of the fair.

It is the responsibility of each exhibitor to see that the care of their animal or animals are always maintained to the highest level during the county fair. If you require assistance, please discuss this with your 4-H Club Leader or FFA Advisor as they will be glad to help in any way. If you are approached by anyone that you are not familiar with during your fair exhibition it is important that you reach out immediately to your 4-H Club Leader, FFA Advisor, or any adult fair official. Working together with other exhibitors within your assigned stall or pen area is an important part of herdsmanship during fair exhibition to ensure that the welfare of all animals is top notch.

Make it your personal goal and maybe even the goal of your club or chapter to be an outstanding herdsman at home and during exhibition at all times. The county fair is your time to shine and how your animal or animals, pens and stalls look is a reflection on you, your family, and your club or chapter.

## LIVESTOCK SALE

The Livestock Auction is conducted under the leadership of the Monroe County Fair Board. KEOCO Auction Company LLC, Sigourney Iowa and First Iowa State Bank, Albia, Iowa, and staff will conduct the auction which will begin at 5:00 p.m. on the Monday of the fair. All financial matters will be conducted by the Monroe County Fair Board and First Iowa State Bank of Albia. No exhibitors will be paid directly by any buyer. All checks from buyers will be made out to Monroe County Fair Sale.

The order of the sale in 2024 will be as follows: Rabbits, Poultry, Sheep, Goats, Beef, and Swine.

A meal free of charge to all in attendance for the Livestock Auction will be available at the Fair Food Stand from 4:30 to 6:00 p.m. This grand effort is made possible by Wyffels Hybrid, Leighton Locker, and the Monroe County Fair Board; served to by volunteers.

**IMPORTANT INFORMATION:** It is the responsibility of each exhibitor to ensure that their animal or animals that they wish to place in the sale are presented to the Monroe County Fair Board Office by the Sunday of the fair at 9:00 a.m. All information will need to be presented to ensure that your sale entries are correct and accountable on the official sale bill and to be readily available to the buyers prior to the sale event. Fair Board Officials will be available in the office to assist you with this anytime during the fair. Please do not wait until the last minute to complete this task. It is important to have you and your animal or animals placed on the sale bill correctly so that adequate marketing can be presented to the buyers prior to the start of the auction event.

Checks from the Livestock Auction will be available as soon as possible at a time and place to be announced during the sale. Information will be provided to all exhibitors selling livestock Facebook Posts and information shared from Monroe County Extension and FFA Advisors how they deem appropriate. Checks are expected to be picked up as soon as possible and properly cashed or deposited upon the exhibitors wishes to ensure timely closing of the auction books. It is suggested that a personal thank you and handshake to them in the crowd is a great way to start! It is also highly stressed that you send a personal written thank you note upon completion of the fair. The Monroe County Fair Board can help you with appropriate name and addresses to assist you. The Monroe County Fair Board can also assist you with any documentation that you would need for your records.

# SOUTH CENTRAL IOWA SHOWDOWN 2024



The Monroe County Extension and Outreach Employees are not your contact for this event and will not have any information available. Please contact a Monroe County Fair Board Officer for any, and all information.

Monroe County has been invited to send the following animals to the South-Central Iowa Showdown. Grand Champion Market Steer, Supreme Champion Heifer, Grand Champion Market Lamb, Grand Champion Breeding Ewe, Grand Champion Market Goat, Grand Champion Breeding Doe, Grand Champion Market Hog, and Grand Champion Breeding Gilt. This is completely optional and a choice that the selected exhibitor and family will make. If the Grand or Supreme animals chooses not to participate, the Reserve in that respective show will be asked. The Showdown in an Open Show and not in any way affiliated with 4-H or FFA.

Monroe County Fair Beef, Swine, Sheep, and Goat Department Superintendents in conjunction with the Monroe County Extension and Monroe County Fair Board grant permission for the animals selected and agreed upon by the South-Central Iowa Showdown Representatives to be released for exhibition. Exhibitors and families with specified animals only will be released to travel to the show destination. To help give the Monroe County exhibitors and their entries the best possible advantage animals can leave on Saturday of the fair starting at 4:00p.m and ends at 5:00p.m. Trailers will be allowed to load during that time only and must leave immediately after. If exhibitor and their family would like to stay on the grounds until Sunday, they are welcome and can then load and leave any time after 5:00a.m. on the Sunday of the fair. There is no exception to this release statement. Market animals to be sold during the livestock auction must be back and stalled on the grounds by 7:00a.m. Monday of the fair. If selected animal is not being sold it is not required to return to the fairgrounds. Please see specific department rules for any further information regarding this exhibitor opportunity. If any exhibitor does not show at the South-Central Iowa Showdown after being released or does not follow the specific animal release and return protocol, they will be ineligible to exhibit at the next Monroe County Fair.

Information packets and special awards will be available from the show representative in cooperation with the Monroe County Fair Board upon completion of each livestock show eligible for the Showdown.

There will be a parade of Champions for all exhibitors representing Monroe County held on the Saturday of the fair for the public. More information will be available at fair time.

The Monroe County Fair board will host a watch party for those at the fair that cannot attend the Showdown. The event will be live streamed. More information will be available at fair time.

# 4-H and FFA Agricultural Livestock Department

## GENERAL LIVESTOCK RULES

### Weigh In Dates

**Market Beef: December 30, 2024, 8:00-10:00am**

**Swine: April 6, 2024, 9:00-11:00am**

**Sheep/Goat: May 3, 2024, 5-9pm, 8-9pm Out of County**

**Breeding Heifers ID Day: May 11, 2024, 8:00-10:00am**

1. Animals identified as part of a 4-H project cannot also be identified or exhibited as an FFA project. Youth however may identify separate animals in the same division. Offspring in one program cannot be shown in the other program during that year.
2. **ALL 4-H & FFA livestock must be entered during designated times on Wednesday, July 24<sup>th</sup> and remain until the livestock release time (10:00 a.m.) Monday, July 29<sup>th</sup>.** (With the exception of a mare and foal horse project for Sunday's horse show and animals attending the South-Central Iowa Showdown). **ALL ANIMALS MUST BE INSPECTED BEFORE UNLOADING BY THE FAIR VETERINARIAN.**
3. All animals must be owned by **May 15<sup>th</sup>**.
4. **Market beef** must be weighed and identified on the weigh-in date that was held or another Iowa county approved weigh in and verified by February 1<sup>st</sup> on 4-H Online 2.0. and any identification requirements that need to be done for FFA. **NO EXCEPTIONS! Breeding Beef heifers** must have been tagged, tattooed, and identified for fair at breeding heifer identification date in addition to 4-H Online 2.0 by May 15<sup>th</sup>. **Market lambs** must have been weighed and identified on the weigh-in date that was held and identified on 4-H Online 2.0 by May 15<sup>th</sup>. **All goats** must have been tagged and weighed on the weigh-in date and identified on 4-H Online 2.0 by May 15<sup>th</sup>. **Swine** must have been weighed and identified on the weigh-in date. **ALL 4-H Animal Identification must be done online at 4-H Online 2.0 and must be completed by May 15<sup>th</sup>** <https://v2.4honline.com/>. Help sheets for Identification can be found at <https://www.extension.iastate.edu/4h/>.
5. All animals must use current Monroe County issued tags.
6. All animals must be entered on FairEntry.
7. Ownership Requirements: All animals must be identified by an individual 4-H member. When registration papers are involved, the papers must be in the 4-H member's name or show a logical family relationship.

8. A Monroe County 4-H or FFA member enrolled in a livestock project must own the project, or in partnership with a family member. The member must assume primary management of the project after weigh-in. Livestock needs to be weighed and tagged in Monroe County; unless they are weighed and tagged at a state fair weigh-in held out of county. **If the member cannot make it on weigh-in date they need to make, arrangements ahead of time with the Extension Office, see department rules for specifics.**
9. An exhibitor may not make more than two entries in any one class, except beef, rabbits, pets, swine, sheep, and poultry projects. Bucket calf and bucket calf plus one-year where three may be ID but only one bucket calf and/or one bucket calf plus one-year may be exhibited at Fair. Please see individual livestock rules for limitations.
10. All animals must comply with the Health Rules and Regulations of the State Department of Agriculture as listed in requirements. Any animal not meeting the above stated rules will not be allowed to show. The official Fair Veterinarian decision is final.
11. Only bona-fide market projects which are shown in the show ring are eligible to be sold at the livestock sale, this will also include carcass calves. Exceptions will be decided by the Department Superintendents such as Carcass Beef. ***Animals offered for sale in an auction are considered to have changed ownership even if bought back by the original, given back by buyer or if the owner refuses a bid or says, "No Sale!" All animals offered for sale are terminated as 4-H/FFA projects.***
12. All animals must be shown by a 4-H or FFA member actively involved in Monroe County programs. If exhibitor has more than one animal in a class, the exhibitor will be responsible for having someone to show other animals **BEFORE** the show begins.
13. Any animal shown in a purebred class may not be shown again in a market class and vice versa unless superseded by specific department rules.
14. The superintendent of each barn shall have the right to change stall assignment if needed. If there is an issue, see barn superintendents.
15. All FFA animal identification paperwork must follow any identification rules set by Iowa FFA, FFA entries need to be turned into the respective FFA chapter advisor and the Extension Office **no later than May 15<sup>th</sup>.**
16. The responsibility for grooming animals for show is primarily the responsibility of the exhibitor. **See Department for specific rules.**
17. Drenching not allowed on any species.
18. All livestock are expected to remain in their stalls or pens from **6:00 p.m. to 9:00 p.m.** every evening during the fair. This is for safety purposes and availability of livestock to be viewed by public. *(The only exception will be to the livestock showing at the South-Central Iowa Showdown or the night before or following the show.)*
19. Violations of the Rules and Regulations can result in the withholding of premium money, any, and all other awards, and the option of showing that species.
20. Show ring dress will be as follows: Exhibitors must wear a white blouse, shirt, or T-shirt (must have sleeves) with 4-H emblem or FFA shirt with emblem or approved county fair t-shirt and blue jeans unless excused by the

superintendent. This **dress code includes ALL Shows. It is required that fully enclosed footwear is worn during all livestock shows for the exhibitor's safety.**

21. **ALL stalls must be kept clean at all times.**

22. Exhibits will be awarded premiums based on purple, blue and red ribbons.

23. ALL exhibitors are to be certified with Youth for the Quality care of Animals (YQCA) program; 4-H certificates due by May 15<sup>th</sup>.

24. Livestock Trailers are not allowed to be left parked during the Monroe County Fair on the grounds and are for unloading and loading purposes only with the exception, of horse exhibitors where there is a designated area that is utilized for this purpose only. There is no designated trailer parking on the grounds for the duration of the fair for any other livestock species exhibitors. Specific rules can be found with more information regarding Beef & Horse Show Events in those department rules within this publication. This is to ensure adequate parking for the fairgoers attending other events on the grounds, at all, times. Trailer parking is available across the road at the old sale barn.

## **General Showmanship Rules**

Junior 1<sup>st</sup> Year Showman- 1<sup>st</sup> year showing specific species- 4<sup>th</sup> graders only eligible 2023-2024 school year.

Junior Showman- 5<sup>th</sup> and 6<sup>th</sup> grade 2023-2024 school year.

Intermediate Showman- 7<sup>th</sup> and 8<sup>th</sup> grade 2023-2024 school year.

Senior Showman- 9<sup>th</sup>, 10<sup>th</sup>, 11<sup>th</sup>, and 12<sup>th</sup> grade 2023-2024 school year.

Any 4-H/FFA member who wins Senior Showmanship can immediately advance. Supreme Showmanship is open to enter and/or win multiple years which includes out of school FFA Members.

1. An exhibitor must show their own animal.

Special exception to this rule would be if member had a project identified and was unable to bring to the fair, they could then show:

1<sup>st</sup> Option – A sibling's project or

2<sup>nd</sup> Option – If there is not a sibling, then another 4-H or FFA member's project in respective species.

2. Showmanship classes can only be won once in an **age division**. Winners will advance to the next division the following year, except for Supreme Showman, where Senior Showman winner may advance to show in Supreme in the same year. Once an exhibitor wins a showmanship class, he/she is required to move to the next level regardless of age.

3. An Exhibitor may choose not to enter Showmanship, but it is highly suggested that they do as it is a good educational class and challenges your knowledge of your livestock project.



# PROTESTS

## Protests 4-H & FFA

1. All protests must be presented on a written form available for easy accessibility from all office areas in the Exhibit Building for the duration of the fair. Forms must be completed in their entirety and signed and dated. The protest form must be completed and on file in the office by 9:00 p.m. on the respective day of the show appropriate to the protest issue. A protest will not be considered based upon a statement that a judge made or questioning competency of any judge. A \$50.00 cash deposit must be accompanied with the protest form. The deposit will be forfeited if the protest is pursued but not founded. In an incident where the protest is pursued and founded the deposit will be returned to the individual representing the protest. Protest forms will be presented to the superintendent advisory committee as outlined in the General Rules and reads as follows... **8. The department superintendents will enforce department rules as written in Fair book. If questions or complaints arise, a superintendent advisory committee consisting of one appointed official from each listed groups consisting of the Monroe County Extension Council, Monroe County Fair Board, and active FFA organizations. Each group will appoint a representative to serve in this capacity each year by June 1<sup>st</sup>. This person cannot be actively serving as a department superintendent or hold a chairperson or president office within their respective group. If in any case an issue would arise that would directly include, or affect said representative that representative would excuse themselves by contacting the chairperson or president of their appropriate group. Superintendent advisory committee members names and contact information will be available in all office areas in the Exhibit Building for the duration of the fair for easy accessibility.**

## PUBLIC PROTESTS

Protests are allowed on the grounds during the advertised days of the Monroe County Fair. Protests are allowed during the hours of 3:00a.m.—5:00a.m in the southeast corner of the grandstand arena only.

**MONROE COUNTY FAIR PROTEST FORM**

**Name** \_\_\_\_\_

**Date** \_\_\_\_\_

**Please state below the specific action, rule or incident to be brought before the Superintendent Advisory Committee. Please be specific on situation and provide documentation if necessary.**

\_\_\_\_\_  
\_\_\_\_\_  
\_\_\_\_\_  
\_\_\_\_\_  
\_\_\_\_\_  
\_\_\_\_\_  
\_\_\_\_\_  
\_\_\_\_\_  
\_\_\_\_\_  
\_\_\_\_\_  
\_\_\_\_\_  
\_\_\_\_\_  
\_\_\_\_\_  
\_\_\_\_\_  
\_\_\_\_\_  
\_\_\_\_\_  
\_\_\_\_\_  
\_\_\_\_\_  
\_\_\_\_\_  
\_\_\_\_\_

**Signature of Person Completing Form** \_\_\_\_\_

**Date** \_\_\_\_\_ **Phone Number** \_\_\_\_\_

**Signature of Person Accepting Form & Deposit** \_\_\_\_\_

# BEEF DEPARTMENT

## Superintendents

John Crall – Chair  
Denny Cason, Brian Crall,  
Mike Fisher, Joni Murphy,  
Kenny Carr, Lisa Shepard

## BEEF DEPARTMENT RULES

1. A Monroe County 4-H or FFA member enrolled in a livestock project must own the project or be in partnership with a family member.
  - a. The member must assume primary management of the project after weigh-in.
    - b. Market Beef are required to attend scheduled weigh in date to show at the Monroe County fair unless previous arrangements have been made with the beef superintendents and Extension Office or FFA Advisor. Must use Monroe County tags from the Extension Office or FFA Advisor.**
    - c. Breeding beef heifers are required to attend a scheduled ID Day unless previous arrangements have been made with superintendents.
2. Any loss of county or state 4-H tags needs to be reported and documented at the Monroe County Extension Office immediately. The Extension Office will then contact a beef superintendent to retag the animal. Only 2 beef superintendents and CYC can retag the animal. **IF the animal was retinal scanned at weigh in, the animal will be re-scanned.**
3. Any loss of county or state FFA tags needs to be reported and documented with the respective FFA chapter advisor and the Monroe County Extension Office immediately. A beef superintendent needs to be contacted to retag the animal. Only 2 beef superintendents and FFA advisor can retag the animal.
4. The use of butt fans will be prohibited in the Beef Department. All fans must have a protective screen and safe wiring. Only overhead fans located in the front half of the stalling area will be allowed.
5. If room allows - one chute per family will be allowed on show day **only** across from livestock. Livestock on one side - grooming supplies and chutes on the other side. Final decision made at entry time.
6. Livestock trailers will be allowed in a designated area for the Beef Show Day only. Trailers may come to the designated area any time after 10:00 p.m. Friday, of fair, and must be removed by 5:00 pm Saturday, of fair. Superintendents will have specific instructions.
7. The use of artificial tail fins or the addition of any hair or hair-like substance to the animal's body excluding false tails will not be permitted.
8. Information on weight, rate of gain, the birthdate of animals, or other appropriate information will be furnished to the judge if desired.
9. Beef Show Order will be posted on Friday, July 26<sup>th</sup> by 5:00 p.m.

10. First and second place individuals are to be shown for champion and reserve champion, respectively. First and second place individuals in their class are to be shown for top five overall.
11. All beef exhibits will be placed in blue and red ribbon groups with the exceptional quality given a purple. Exhibits will be awarded premiums based on purple, blue and red ribbons.
12. The beef superintendents, ISU Extension and Outreach, FFA, and/or fair board will not be responsible for loss, injury, or liable for accidents.
13. Porta coolers will be allowed during fair, contact Superintendent so stalling arrangements can be made.

## **BEEF SHOWMANSHIP**

See more Showmanship rules in the front pages of the book.

## **BREEDING BEEF**

### Registered – Commercial

1. Breeding heifer classes will be offered for registered and commercial with no preference to class size. If an exhibitor does not want the heifer to be in the registered class, they may go to their own weight group for the commercial show. **A copy of the registration papers must be brought to the Extension Office on or before May 15th to exhibit in a registered class at the fair.**
2. Registered heifers will be classed by birthdate.
3. Commercial heifers will be classed by weight.
4. To show at the Monroe County Fair ALL breeding heifers, both purebred and commercial, must have two methods of identification. Acceptable identification are:
  - Tattoo (required for ALL heifers, both purebred and commercial) and An EID Button Tag
  - A 4-H or FFA tag from Extension Office or FFA Advisor

These identifiers MUST have been entered on 4-H Online 2.0 webpage <https://v2.4honline.com/> by May 15th or as FFA requires identification paperwork to be done.

**NO FRESH TATTOOS WILL BE ALLOWED.**

5. ALL breeding heifers are required to attend an ID Day on May 11, 2024, unless previous arrangements have been made with superintendents and Extension Office or FFA Advisor. All tattoos, tags, and registration paperwork will be recorded and photographed. Any issues with tattoos will be addressed on this date.
6. Tattoos and EID or 4-H or FFA tags will be read and verified at the fair weigh-in.

7. A County Born Champion will be selected for the breeding heifers. County born is interpreted to mean the calf must be born in Monroe County.

Lot 80A –Commercial Breeding Heifer- Born on or between September 1, 2022, and December 31, 2023

Lot 80B- Registered Breeding Heifer (shown by breed)- Born on or between September 1, 2022, and December 31, 2023

### **UNHALTERED COW-CALF CLASS**

1. The member must get a tag for the calf and cow-calf card from the Extension Office or FFA Advisor and contact a Beef Superintendent **within a week after the calf is born** to have the calf tagged. The member is then required to **return the cow-calf card to the Extension Office and ID their cow-calf projects on 4-H Online 2.0 by May 15th** or as FFA requires identification to be done.
2. If the calf is not born by **May 15th**, the cow must be identified online. The calf must be born, tagged, and identified by the time of the fair.
3. Although the livestock does not have to be haltered, they should be gentled down. Animals will be kept in the cow-calf barn or pens will be made to accommodate stalling. They will be judged from the barn and the calves do need to be weighed in at the Wednesday, of fair weigh-in.
4. They will show in their own class and will not show for Supreme Champion Breeding Beef.

Lot 81A – Un-haltered Cow-Calf, 1<sup>st</sup> Calf Heifer- Cow with calf born in 2024

Lot 81B - Un-haltered Cow-Calf, Mature Cow- Cow with calf born in 2024

### **HALTERED COW-CALF**

1. The member must get a tag for the calf and cow-calf card from the Extension Office or FFA Advisor and contact a Beef Superintendent **within a week after the calf is born** to have the calf tagged. The member is then required to return the cow-calf card to the Extension Office and ID their cow-calf projects on 4-H Online 2.0 by **May 15<sup>th</sup>** or as FFA requires identification to be done.
2. If the calf is not born by **May 15th**, the cow must be identified online. The calf must be born, tagged, and identified by the time of the fair.
3. The calf is to be weighed in at the Wednesday, July 24<sup>th</sup> weigh-in. The project will be stalled with the exhibitor's other haltered beef animals.
4. They will not show for Supreme Champion Breeding Beef

Lot 82A – Haltered Cow-Calf, 1<sup>st</sup> Calf Heifer - Cow with calf born in 2024

Lot 82B – Haltered Cow-Calf, Mature Cow - Cow with calf born in 2024

### **PRODUCE OF DAM**

1. The member must get a tag for 2024 calf and cow-calf card from the Extension Office or FFA Advisor and contact a Beef Superintendent within a week after the calf is born to have the calf tagged. The member is then required to return the cow-calf card to the Extension Office and ID their cow, 2023 calf, and 2024 calf on 4-H Online 2.0 by May 15th or as FFA requires identification to be done.
2. If the 2024 calf is not born by May 15th, the cow and 2023 calf must be identified online. The 2024 calf must have been born, tagged, and identified by the time of fair. The 2023 calf must be identified on 4-H Online 2.0 by May 15th or as FFA requires identification to be done.
3. The 2023 calf must be identified on 4-H Online 2.0 by May 15th or as FFA requires identification to be done.
4. The calves are to be weighed in at the Wednesday, of fair weigh-in. The project will be stalled with the exhibitor's other haltered beef animals.

Lot 83 – Produce of Dam-Cow with 2023 calf and 2024 calf.

## **MARKET BEEF**

### Heifers – Steers

1. Market Beef are required to attend scheduled weigh-in date to show at the Monroe County Fair unless previous arrangements have been made with beef superintendents and Extension Office or FFA advisor. **NO EXCEPTIONS!**
2. All Market Beef selling at fair auction will be sold using their weight at the weigh-in on Wednesday of fair, for their sale weight. They will not be re-weighed before the auction.
3. Market beef projects must be born in 2023 to exhibit.
4. Market Beef will be exhibited by weight groups. Superintendents will divide classes according to weights at the fair weigh-in.
5. For market steers to qualify for a purple or blue ribbon, they must gain 2.2 pounds or more daily from the December weigh-in until county fair weigh-in. Steers not gaining 2.2 pounds will not receive more than a red ribbon but will show with respective weight class. The number of classes will be determined by the superintendents.
6. For market heifers to qualify for a purple or blue ribbon, they must gain 2.0 pounds or more daily from the December weigh-in until the county fair weigh-in. Heifers not gaining 2.0 pounds will not receive more than a red ribbon but will show with respective weight class. The number of classes will be determined by the superintendents.
7. Top 10 rate of gain market animals will receive purple ribbons. This class will only include haltered animals.
8. A County Born Champion will be selected for market beef. County born is interpreted to mean the calf must have been born in Monroe County.

Lot 84 – Market Steer

Lot 85 – Market Heifer

## Ultrasound Market Beef

### The Two Divisions are:

1. Haltered Ultrasound Market Beef
2. Un-haltered Ultrasound Market Beef

1. This class includes ultrasound haltered and un-haltered cattle.
2. The haltered market beef does not have to participate.
3. The project is to be weighed in at the Monroe County Market Beef weigh-in.
4. The project will be weighed in at the Wednesday, of fair weigh-in. The un-haltered calves do not need to be broken to lead but should be gentled down.
5. Calves will not be segregated as steer and heifer when they are shown.
6. Animals will have an ultrasound. Those results along with county fair weigh-in results will be given to the judge.
7. There will be an ultrasound carcass class for un-haltered and haltered market beef. Please designate at the fair weigh-in on Wednesday, of fair. If you sign up for this class, you must follow through.
8. Ultrasound carcass results are not a part of the haltered market beef show.
9. Top individuals for the rate of gain un-haltered ultrasound market animals, will receive purple ribbons. The rate of gain rules will be the same as those listed in the respective market heifer and market steer divisions of the haltered show.
10. All ultrasounds will be evaluated on a quality grid only.
11. There will be live judging for un-haltered ultrasound.
12. Each division will award the top three places for carcass quality.

Lot 86–Un-haltered Ultrasound Market Beef Live Judging

Lot 86A- Un-haltered Ultrasound Market Beef Ultrasound Judging

Lot 87–Haltered Ultrasound Market Beef Live Judging

Lot 87A–Haltered Ultrasound Market Beef Ultrasound Judging

## PROSPECT CALF CLASS

1. Prospect calves are 2024 calves from the following projects: Un-haltered Cow Calf (calf must be broke to lead), Haltered Cow-Calf, or Bucket/Bottle Calf.
2. Prospect calves need to be weighed on Wednesday, of fair, to be considered for class breakdown.
3. Classes will be broken by weight.
4. Class breakdown will be dependent on entries and will be decided on Wednesday, of fair.

Lot 88 – Prospect Heifer

Lot 89 – Prospect Bull/Steer

# BOTTLE/BUCKET CALF & BOTTLE/BUCKET CALF PLUS ONE-YEAR DEPARTMENT

**Superintendents**  
Reese Wallace

## **BUCKET CALF DEPARTMENT**

1. Any newborn or orphan calf, male or female, dairy, or beef crossbred that has born on January 1, 2024, to May 15, 2024. Must be purchased and in possession of member within two weeks of birth: identified by 4-H tag, **identified on 4-H Online 2.0 by May 15<sup>th</sup> and FairEntry.**
2. Please unload through the beef scale.
3. Calf must be bucket or bottle fed. **(No nursing permitted)**
4. An exhibitor may identify up to 3 calves but show only 1. These are eligible to be shown only in the Bucket-Bottle Calf class in 2024.
5. Calves will be shown at halter. They will be divided into classes depending on the number of entries and at the discretion of the superintendents. After Wednesday check-in for fair, superintendents will divide into divisions: 1st year (4th - 5th grade), Junior (5th - 6th grade), Intermediate (7th –8th grade), and Senior (9th –12th grade). This will depend on number of entries– some groups may be combined.
6. Judging will be based on:
  - a. What member has learned about care and development of the calf (interview in ring),
  - b. General health, condition, and management of the calf and the 4-Her's knowledge of this area (interview in ring),
  - c. Essay, submitted in advance of fair, about what the 4-Her has learned. Essay due to the Extension Office by June 30th,
  - d. Poster to be hung above stall showing the 4-Her with calf.
7. The ribbon and awards selection will be based solely on the interview done in the ring and essay completed by each exhibitor. The 4-Hers will receive their ribbons following the judging in the ring.
8. Members may keep calves for Breeding Heifer, Market Class, and/or Bucket +1 during the following year, or they may sell at private treaty.
9. Essay guidelines and judging scoring sheets are available online at



[www.extension.iastate.edu/monroe](http://www.extension.iastate.edu/monroe). Essays are due back at the Extension Office by June 30th to be able to exhibit at the Monroe County 4-H and FFA County Fair. No late essays will be accepted.

10. For information on Prospect Class visit Page 23.

Lot AA — Bucket Calf

## **BUCKET CALF PLUS ONE-YEAR DEPARTMENT**

1. A calf that was born between January 1, 2023, to May 15, 2023. The calf was identified by a 4-H tag and identified **on 4-H Online 2.0 by May 15<sup>th</sup>, 2024, as the 4-H member's 2022/2023 4-H bottle calf project. The calf was identified by the same member on 4-H Online 2.0 by May 15<sup>th</sup>** for bucket calf plus one year, breeding beef or market class.
2. Please unload through the beef scale.
3. Calf must be bucket or bottle fed. **(No nursing permitted)**
4. An exhibitor may identify and show 1 calf. This can be shown in the bucket calf plus one-year class, and can be shown in market beef, breeding beef, or dairy class. (Must be correctly registered for any other class calf will be showing in)
5. The calf will be shown at halter. They will be divided into classes depending (1st year, Junior, Intermediate, Senior) after Wednesday weigh-in before the fair, depending on number of entries and the discretion of the superintendents.
6. Judging will be based on:
  - a. Show ring interview about what member has learned about care and growth of calf.
  - b. The fitting and showing of calf (according to beef and dairy guidelines) **with emphasis on what the member has learned.**
  - c. General health, condition, and management of the calf and **4-Her's knowledge of that area.**
  - d. Essay submitted before the fair about what the member has learned from their project.
  - e. Poster exhibited above stall are.
7. If the calf is to be shown in the breeding beef, market, it must follow those rules for those classes.
8. Bottle calf tags **MUST** remain in place for showing in the Bucket Calf Plus One-Year class. If a large tag is preferred for market or breeding class, tag should be placed in opposite ear.
9. **Essays are due back to the Extension Office by June 30th** to be able to exhibit at the Monroe County 4-H & FFA County Fair. **No late essays will be accepted.**

Lot BB- Bucket Calf Plus One-Year

# Cat Department

## Superintendent

Aimee Campbell

### CATS

All cats must have been identified on 4-H Online 2.0 by **May 15**.

1. Each exhibitor is limited to a maximum of (3) animals (mixed or pedigreed), but not more than 2 animals in a class.
2. Cats will not be housed at the fairgrounds. They are to be brought in and returned home the day of the show. Check-in will be at 12:00 p.m. on Friday, of fair.
3. A Poster of your cat will need to be completed and brought to the fair the morning of the show, to exhibit in the 4-H exhibit building. This is to show fair goers your project, as your cat will not be on display at the fair. You could include:
  - Breed of your cat
  - Long hair or short hair
  - His/her age
  - When he/she became part of your familyInclude pictures of you and your cat. Make it fun! Please keep your posters the size of a 22" x 28" poster board and no bigger.
4. Cats show starts after the cavy portion of show. Cats will be released following the show.
5. Cats will be judged by the following criteria. They are listed according to importance:
  - Condition
  - Cleanliness
  - Grooming
  - General Appearance and Individuality
  - Disposition
6. Exhibitors need to have their cat seen by the fair vet the morning of the show at 12:00 and present current proof of rabies vaccination.
7. Distemper vaccination is suggested, but not required.
8. Cats showing signs of parasites or disease will be excused.
9. The decision of the judge will be final.
10. All toenails of cats **MUST** be clipped just before the fair.
11. No pregnant or nursing mother cats may be shown.
12. Cats should be brought to the fair in a secure (WELL VENTILATED) container.
13. Kittens will not be judged against adult cats. Kittens must be at least four and under eight months of age by August 1, of current year.

14. Cats or kittens will not be judged with ribbons, collars, or other identifying marks on necks or bodies.
15. If member shows more than one cat in the same class there should be someone present to handle the second cat during the show, 4-H'er or FFA member only.

### **Kittens - 4-7 months old**

Class 1- Longhair  
Class 2- Kittens  
Shorthair Kittens

### **Adult Cats - 8 months and older**

Class 3- Longhair  
Class 4- Cats  
Shorthair Cats

# **Cavy Department**

## **Superintendents**

Marti McLain, Suzie Smith

## **Cavy Department**

1. All Cavy must have been identified on 4-H Online 2.0 by **May 15 and in the exhibitor possession.**
2. Cavies, if staying at the fairgrounds need to arrive on Wednesday, of fair between 5:00- 6:30 p.m. and must stay until 10:00 a.m. on Monday of fair. Rabbit/Cavy/Poultry barn cleanup will begin at 9 am sharp. Please bring your pet carriers, as you will be required to take your Cavy out of show cages, all cages will then be cleaned and put away. And the barn will be swept and cleaned. If you are checking in your cavy the day of the show you need to be at the fairgrounds Rabbit/Cavy/Poultry barn by 1:00 pm
3. Members must check-in with necessary information. Optional for members to bring their cavies to display at the fair daily; But must check-in Friday of fair before the show. Members bring their own cages and set their cavy up on a table in the Rabbit/Cavy/Poultry barn for display. Members then may take them home with them for the evening and return with them the following day and so on and so on.
4. All cavies must be entered into FairEntry by the July deadline.
5. All cavies must be free from communicable disease and pass health standards. Any cavy in an unhealthy or unthrifty condition may be DQ from show. In case of DQ, decision of appointed veterinarian shall be final.

6. Classes may be adjusted according to entry numbers.
7. Judge's decision is final.
8. All covies may sell at the sale if they so desire. Champion and Reserve Champion sold individually first. But if they enter the show ring they cannot come back to the fair as the current owner's/exhibitor's 4-H project even if the buyer gives you the cavy back.

# Dog Department

## Superintendents

Marti McLain

Tyler Havard

## Dog Department

1. **Dogs will be shown on** July 22, 2024, at 9:00 a.m. and released at the end of exhibition. Dogs and exhibitors need to arrive on the grounds and check in at 8:30 a.m. All exhibitors must obtain an exhibitor number at check-in.
2. A photo must be taken of you, your dog, and your award to be displayed in the 4-H Exhibit building along with your poster, for donors and fair goers to see. Posters must be delivered to the back fair Exhibit Building on Monday after the dog show.
3. All dogs must have been identified **with rabies certificate** on 4-H Online 2.0 by **May 15, and health papers must be on file with the dog superintendents.**
4. All dogs must be entered into FairEntry by the July deadline.
5. Exhibitor Conduct- exhibitors shall not strike dogs nor use any other unnecessarily harsh means of disciplining dogs. The exhibitor must be ready when the class is called.
6. Dogs are to be shown by the 4-H or FFA member.
7. Equipment- All dogs must be leashed or crated while waiting for their class to be called. Dog owners will provide their own water pan. The use of choke chains for obedience and buckle collars and show leads in handling are to be used while showing. No prong or pinch collars, gentle leaders or harnesses will be used in the show rings at any time. Dogs must not be taken into the livestock barns.
8. No harsh or excessive corrections are to be made on the grounds.
9. Dogs can remain on short leash in designated area if exhibitor so desires.
10. Dogs must be at least 6 months of age on entry day of fair.
11. Any bitch in season or nursing may not be shown.
12. All exhibitors must maintain composure and uphold an upstanding matter prior to, during, and upon conclusion of exhibition. All members are always expected to represent the program in a positive manner. Please review Iowa 4-

H Code of Ethics Form prior to exhibition.

13. All exhibitors must attend 2 indoor meeting and 5 outdoor dog workshops this year to be able to exhibit at this year's Fair. **It is highly suggested that you attend all outdoor workshops.**
14. Exhibitors are not to feed their dogs while around other dogs AT ANY TIME. This includes, outside, and inside the show ring, or show area, or before, during or after the show.
15. Any dog that shows any aggressive behavior in any way towards another dog or person will be excused from show and asked to be removed from the fairgrounds.
16. Must receive blue or higher ribbon to be eligible to receive a trophy or banner.

## **DOG OBEDIENCE**

1. Entries in this division are open to purebred or mixed breed dogs and may or may not be owned by the exhibitor. In all classes, the dog is to have been trained, cared for, and managed by the exhibitor.
2. Titled dogs may be entered only in the classes above their title. The exception is if the dog has earned by CD or CDX title during the current project year, it may be exhibited in Novice or Open Classes.
3. 4-H/FFA exhibitor may have only one entry in an obedience class.
4. No two exhibitors can use the same dog.

## **OBEDIENCE CLASSES:**

**Intro Class-** Heel & Figure 8 On leash 40 pts, Sit for examination On leash 40 pts, Recall (no finish) On leash 40 pts, Long sit (1 min) Handler at the end of the leash 40 pts, Long down (1 min) Handler at the end of the leash 40 pts

**OB0-Intro class-** Intro Class Intro class is for First year exhibitor with First year dog only. Dogs must not have earned any obedience title through AKC, UKC, etc.

**Beginners Novice A &B-** Heel On leash 40 pts, Figure 8 On leash 40 pts, Sit for Examination On leash 40 pts, Sit/stay Handler walks ring Drop leash 40 pts, Recall (No finish) Off leash 40 pts.

**OB1-Beginners Novice A** is only for dogs and handler teams in their 2nd year of training. Exhibitor/Dog team may only enter this class 1 year. Dogs must not have earned any obedience title through AKC, UKC, etc.

**OB2- Beginners Novice B** is for dog/handler teams, where either the dog has had previous training, but this is the first year for the exhibitor, or for an exhibitor with experience, but this is the first year for the dog. This class is also open to exhibitor/dog teams in their 3rd year of training that did not receive a qualifying score in Beginners Novice A last year.

Any dog that has earned a 'PCD" level title or higher, before January 1, of the

current year, is not eligible to enter these classes.

**Preferred Novice A&B-** Heel & Figure 8 On leash 40 pts, Stand for Examination Off leash 30 pts, Heel Free Off leash 40 pts, Recall with finish Off leash 30 pts, Stay – Sit or Down Handler walks ring 30 pts, Sit Stay Get your Leash Off leash 30 pts.

**OB3- Preferred Novice A** - A handler /Dog team may enter this class 1 year.

**OB4- Preferred Novice B-** A handler/Dog team may enter this class until they receive a qualifying score.

Any dog that has earned a 'PCD" level title or higher, before January 1, of the current year, is not eligible to enter these classes.

**Novice A&B-** Heel & Figure Eight On leash 40 pts, Stand for Examination Off leash 30 pts, Heel Free Off leash 40 pts, Recall with Finish Off leash 30 pts, Sit Stay Get Your Leash On leash 30 pts, Group Exercise – Sit & Down Stay 30 pts.

**OB5- Novice A** - A handler/Dog team may enter this class 1 year.

**OB6- Novice B** - A handler/Dog team may enter this class until they receive a qualifying score.

Any dog that has earned any 'CD" level title before January 1, of the current year, is not eligible to enter these classes.

**Graduate Novice A&B-**Heel Free and Figure Eight Off leash 40 points, Drop on Recall Off leash 40 points, Dumbbell Recall Off leash 30 points, Dumbbell Recall over High Jump Off leash 30 points, Recall over Broad Jump Off leash 30 points, Stand Stay – Get Your Leash Off leash 30 points,

**OB7- Graduate Novice A** – For dogs attempting the dumbbell work and have not received a qualifying score.

**OB8- Graduate Novice B** – For dogs that readily carry the dumbbell or have received a qualifying score in Graduate Novice A.

Dogs must not have received any 'CDX' level.

**OB9-Open-** Heel Free & Figure Eight Off leash 40 points, Command Discrimination (Stand, Down, Sit) Off leash 30 points, Drop on Recall Off leash 30 points, Retrieve on Flat Off leash 20 points, Retrieve over High Jump Off leash 30 points, Broad Jump Off leash 20 points, Stand Stay Get Your Leash Off leash 30 point.

## **DOG AGILITY CLASS**

This is an obstacle course designed to test the agility of the dog. There will be approximately ten obstacles. The dog is required to go through a course of objects and complete each one. One point will be given for each obstacle

completed. The event will also be timed. The **only restrictions are that the dog is not physically forced to do any one object.** The dog is given three refusals before being asked to move on. The dog and handler with the highest points and lowest time will be the winner.

To participate in the Agility Class, the member must also be an active participant of the Obedience class.

**A1- Agility Novice A** - For dogs which have not previously competed in any rally class & are in their first year of rally training. All exercises are performed on leash.

**A2- Agility Novice B** - For dogs which have competed in any agility class & are in their 2nd or 3rd year of rally training. Exhibitor/dog combinations are limited to 2 years in this class. All exercises are performed on leash.

**A3- Agility Intermediate** - For dogs which have competed in any rally class and are in their 3rd year of agility training or more, or for a dog who has earned any agility Novice title (AKC, UKC, etc). Exhibitor/dog combinations are limited to 2 years in this class. All exercises are performed on leash.

**A4- Agility Advanced** - For dogs which have competed in a rally class with 4 or more years in agility training or for a dog who has earned any Agility Intermediate title (AKC, UKC, etc.). There is no limit on the number of years an exhibitor/dog combination can compete in this class. All exercises are performed OFF leash.

## **HANDLING (SHOWMANSHIP)**

Showmanship classes are based on care and management of dog and less on performance.

Entries in this division are open to purebred or mixed breed dogs and may or may not be owned by the exhibitor. In all classes, the dog is to have been trained, cared for, and managed by the exhibitor.

All exhibitors entering the Handling division **MUST ALSO** enter and exhibit in at least one Obedience Class.

The exhibitor is limited to one entry in this division.

The Handler grades are as of the current completed school year.

Class determination is based on the age of the handler.

Handling classes will be judged using the following Showmanship:

- Score Card: Exhibitor (appearance, attitude) 15 points
- Dog Grooming and Condition -25 points
- Handling-30 points
- Questions-30 points

Total- 100 points

Ribbons will be awarded as follows: Purple 90-100 points, Blue 80-89 points, Red 70-79 points, White 69 points or less.

First place winners in the Junior, Intermediate, Senior, or Supreme divisions will receive a Top Handler Award.

**OB6 Senior** 9<sup>th</sup>, 10<sup>th</sup>, 11<sup>th</sup>, & 12<sup>th</sup> grade 2023-2024

**OB7 Intermediate** – 7<sup>th</sup>, 8<sup>th</sup> grade 2023-2024

**OB8 Junior** – 5<sup>th</sup>, 6<sup>th</sup> grade 2023-2024

**OB9 1st Year Showman** – 4th grade only 2023-2024

**OB10 Supreme Champion Senior Showmanship** – member must have won in senior showmanship in previous years. This is open to enter and/or win multiple years.

## **DOG RALLY CLASS**

1. This class is open to every exhibitor. Exhibitor is allowed one entry in the class, except Rally Advanced, where two entries are allowed.
2. Dogs must enter and leave the ring on leash. An exhibitor leaving the ring without the dog on a leash will have major points deducted from their score.
3. A dog who has received any Rally Novice title in any sanctioned show such as AKC (American Kennel Club) or UKC (United Kennel Club), etc., must compete in Rally Intermediate or Rally Advanced.
4. AKC guidelines and rally signs will be used as judging guidelines for these rally classes. State fair courses will not be released until the day of the show. Exhibitors are to know the signs in their appropriate class level prior to entering the class.
5. Exhibitors will walk the course without their dog prior to showing. The judge will be available at walk-throughs to answer any questions.
6. Exhibitor must participate in Dog Obedience to be in Dog Rally Class.

**R1- Rally Novice A** - For dogs which have not previously competed in any rally class & are in their first year of rally training. All exercises are performed on leash. There will be between 10-15 stations (start and finish not included) with a minimum of three and a maximum of five stationary exercises. Exhibitors are allowed to pat their legs, clap their hands or talk to encourage the dog. Exhibitors may touch their dog only for a stand exercise. AKC Rally Novice level signs will be used for this class.

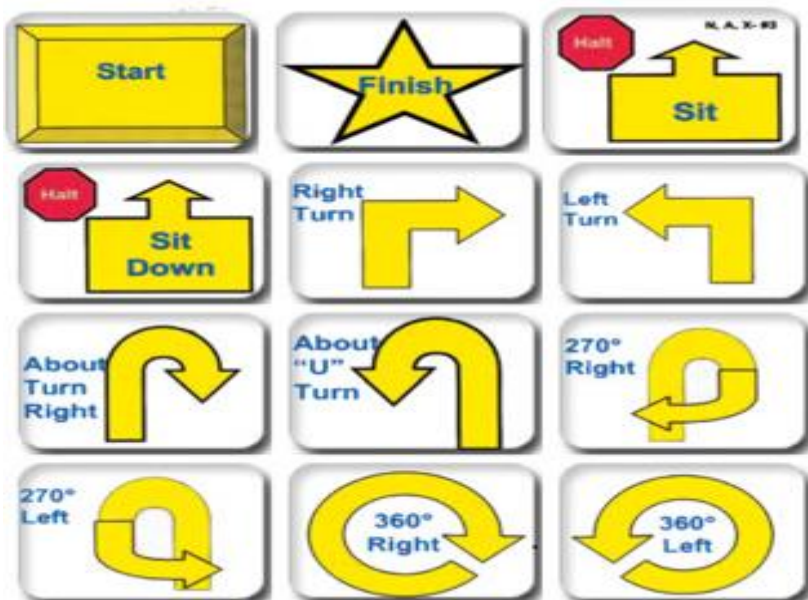
**R2- Rally Novice B** - For dogs which have competed in any rally class & are in their 2nd or 3rd year of rally training. Exhibitor/dog combinations are limited to 2 years in this class. All exercises are performed on leash. There will be between 10-15 stations (start and finish not included) with a minimum of three and a maximum of five stationary exercises. Exhibitors are allowed to pat their legs, clap their hands or talk to encourage the dog. Exhibitors may touch their dog only for a stand exercise. AKC Rally Novice level signs will be used for this



class. Novice A course will be used.

**R3- Rally Intermediate** - For dogs which have competed in any rally class and are in their 3rd year of rally training or more, or for a dog who has earned any Rally Novice title (AKC, UKC, etc ). Exhibitor/dog combinations are limited to 2 years in this class. All exercises are performed on leash. There will be between 12-17 stations (start and finish not included) with a minimum of three and a maximum of seven stationary exercises. Intermediate courses will have a minimum of three Advanced level stations. There are no jumps in this class. Exhibitors are allowed to pat their legs, clap their hands or talk to encourage the dog. Exhibitors may touch their dog only for a stand exercise. AKC Rally Intermediate level signs will be used for this class.

**R4- Rally Advanced** - For dogs which have competed in a rally class with 4 or more years in rally training or for a dog who has earned any Rally Intermediate title (AKC, UKC, etc.). There is no limit on the number of years an exhibitor/dog combination can compete in this class. All exercises are performed OFF leash. There will be between 12-17 stations (start and finish not included) with a minimum of three and a maximum of seven stationary exercises. Courses will have a minimum of three advanced level stations plus one required jump. Exhibitors are allowed to pat their legs, clap their hands, or talk to encourage the dog. Exhibitors may touch their dog only for a stand exercise. AKC Advanced level signs will be used for this class.




## Signs

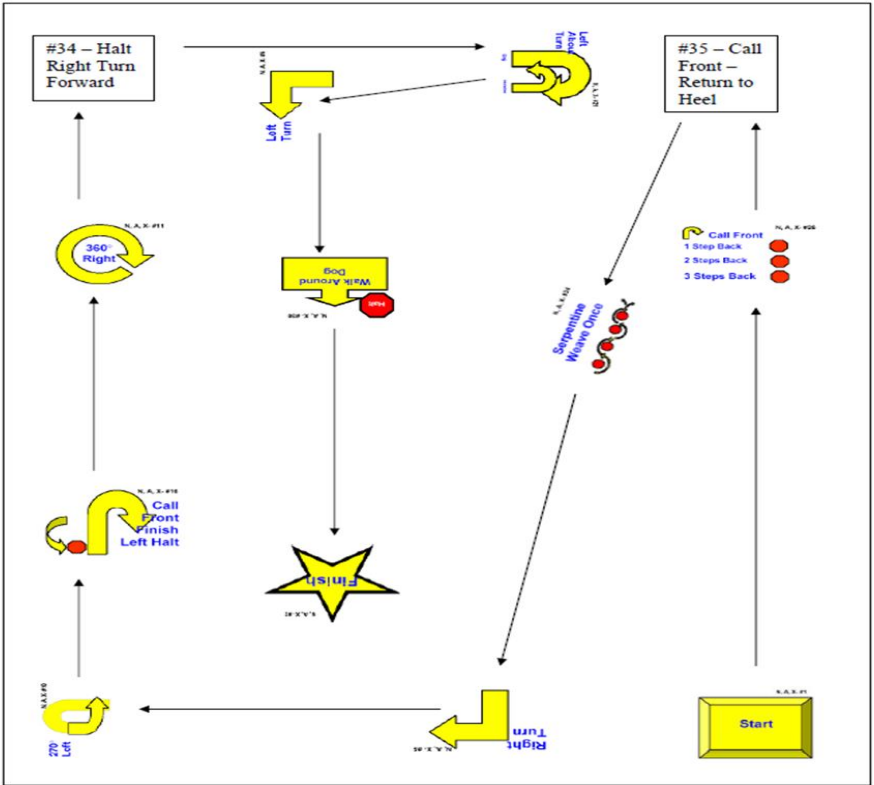
Station	Sign Number	Description
	1	Start
1	26	Call Front, 1,2, 3 steps back
2	35	Call Front – Return to Heel
3	24	Serpentine Weave Once
4	5	Right Turn
5	10	270 Left
6	16	Call Front – Finish Left Halt
7	11	360 Right
8	34	Halt – Right Turn - Forward
9	29	Left About Turn
10	6	Left Turn
11	30	Halt Walk Around Dog
	2	Finish

Relax, take a deep breath, and talk to your dog! (it's ok in Rally)

Here are some guidelines



- Timing means nothing unless there is a tie for placement. Placements are determined by score.
- Perfect score is 100. Purple: 90-100, Blue: 80-89, Red: 70-79, White 69 and lower
- Be sure to let you dog completely sit or down before you take off heeling again or it could cost you points.
- Every Tight leash will be a 1 point deduction.
- Remember that you may re-try the exercise ONCE if you performed it incorrectly. If you get it right on the retry, the deduction is reduced from 10 pts for incorrect performance to 3 points for the retry, plus any errors on the retry. ALL parts of the exercise must be performed on the retry, from the beginning of the exercise, including at least a step or two of heeling to approach the station.
- Running on the course when no "fast pace" is called for will be a 3 to 10 pt. Deduction for handler error, or incorrect performance of an exercise, depending on the circumstances.
- You may not touch the dog for any reason.
- Physically correcting the dog will be cause for an NQ and excusal from the ring.
- Should you become "lost" on the course, take time to get your bearings before continuing on the course. Pay attention to the numbers of the stations to help avoid losing track. Once you have started an exercise out of order, you cannot go back.
- Encourage your dog and have fun!



# Goat/Sheep Department

## Superintendents

Chris Knowles- Chair  
 Carl Kendall, Billie Stout  
 Jim Koffman, Harlie Riley

## GOAT AND SHEEP GENERAL RULES

1. All goats showing (except for bottle projects) must attend the Sheep/Goat weigh-ins May 3rd to be tagged.
2. All does must have birthday entered on 4-H Online 2.0 by May 15<sup>th</sup>.

3. Animals identified as part of a 4-H project cannot also be identified or exhibited as an FFA project. Example Youth showing Breeding 4-H cannot show Breeding FFA. Youth can show Breeding 4-H and Market FFA.
4. A Monroe County 4-H or FFA member enrolled in a livestock project must own the project, or in partnership with a family member. **The member must be actively involved in a Monroe County 4-H or FFA Program.** The member must assume primary management of the project after weigh-in. Livestock needs to be weighed and tagged in Monroe County; unless they are weighed and tagged at a state fair weigh-in held out of county. If the member cannot make it on weigh-in date, they need to make arrangements ahead of time with the Extension Office or FFA Advisor.
5. The grooming of goat projects is the responsibility of the 4-H or FFA member. Help may be given by his/her parents, siblings, grandparents, Monroe County Sheep/Goat Superintendent, or a fellow Monroe County 4-H or FFA Chapter member (Albia, Eddyville, Moravia, or Twin Cedars), leader or FFA Advisor of Monroe County. Grooming includes washing, clipping, combing, spraying, fitting, etc. Anyone may help if needed to get the animals around by halter/lead. Grooming includes washing, clipping, combing, spraying, etc.
6. No painting, powdering, or artificial coloring is allowed. Any surgical procedure or injection of any foreign substance or drug or the external application of any substance (irritant, Cool Blue, Alcohol, counterirritant, or similar substance) which could affect the animal's performance or alter its natural contour, confirmation, or appearance, except external applications of substances to the hoofs or horns of animal which affect appearance only is prohibited.
7. Market and commercial lambs must be slick shorn prior to entering the check-in line There will be no coloring agent or paint used on any sheep. Sheep in violation will not be allowed to show.

### **Bottle Lamb/Goat Department**

1. Superintendents will divide into divisions:
  - a. 1st year (4th grade),
  - b. Junior (5th – 6th grade),
  - c. Intermediate (7th – 8th grade),
  - d. Senior (9th – 12th grade).

This will depend on number of entries – some groups may be combined.

2. Any newborn or orphan lamb/goat, male or female, dairy or meat, crossbred that was born on January 1, 2024, to May 15, 2024. Must be purchased/ farmed and in possession of member within two weeks of birth: identified by 4-H tag and identified on 4-H online 2.0 and must have scrapie tag in place by May 15. **NO BUCKS WILL BE PERMITTED TO SHOW IN THE BOTTLE CLASS.**
3. Lamb/Goat must be bottle fed.
4. An exhibitor may identify up to 3 lamb/goat but show only 1. These are eligible to be shown only in the Bottle Lamb/Goat Class in the year of their birth.

5. Project will be shown in showing. They will be divided into classes depending on the number of entries and at the discretion of the superintendents.
6. Judging will be based on:
  - a. What the member has learned about care and development of the lamb/goat (interview in ring).
  - b. General health, condition, and management of the lamb/goat and the 4-Hers knowledge of this area (interview in ring).
  - c. Project record sheet filled out, about what the 4-Hers has learned.
  - d. Poster to be hung above the stall showing 4-Her with lamb/goat.
7. The ribbon and awards selection will be based solely on the interview done in the ring and project record sheet completed by each exhibitor. The 4-Hers will receive their ribbons following the judging in the ring.
8. If exhibitor is also planning on exhibiting bottle goat in a market, breeding, dairy, or pygmy class the goat or lamb will have to be identified as such on 4-H online 2.0 by May 15<sup>th</sup>. Scrapie tag numbers must be included on 4-H online 2.0. They **MUST** also attend the goat weigh-in on May 3, 2024.

Lot 187 -- Bottle Lamb/Goat

## GOAT DEPARTMENT RULES

### Dairy Goats

See Goat and Sheep General Rules at beginning of section.

1. All Dairy goats must be identified on 4-H Online 2.0 and tagged with a 4-H tag or have an official tattoo by May 15<sup>th</sup>, Scrapie tag numbers must be included on 4-H Online 2.0 identification of animal on or before May 15<sup>th</sup>.
2. Only does (female goats) may be exhibited.
3. Dairy Goats will be judged along dairy characteristics.
4. Birthdates must be included on the 4-H Identification on 4-H Online 2.0 by **May 15**.
5. Superintendents will verify age at the Fair check in date of Wednesday of Fair, according to teeth in mouth.
6. All dairy goats must be dehorned.

Lot 100 – Junior under 6 months of age

Lot 101 – Junior Six months old and under one year

Lot 102 – Junior one year old and under two years

Lot 103 – Senior Two years old and older – in milk

### Pygmy Goat

See Goat and Sheep General Rules at beginning of section.

1. Pygmy goats must be ear tagged at the county sheep/goat weigh-in on May 3, 2024.
2. A maximum of 5 pygmy goats can be nominated by a 4-H member and

identified by May 15<sup>th</sup> on 4-H Online 2.0.

3. Horns: Exhibitors will be required to have horns disbudded, dehorned, or tipped blunt on all Pygmy goats before arrival on fairgrounds. Removal of horns on fairgrounds is NOT permitted.
4. All pygmy goats must have a scrapie tag in place and identified by May 15th on 4-H Online 2.0.
5. Only Does will show in the Pygmy Goat Class.

Lot 111 – Pygmy Goat

## **Market Meat Goats**

See Goat and Sheep General Rules at beginning of section.

1. Market goats must be weighed in and ear tagged at the sheep/goat weigh in on May 3, 2024. A total of 10 goats can be weighed and ID online.
2. All goats must have Scrapie tags in place to be eligible for show.
3. Market Meat Goat wethers or does may be shown. The show will be open to all breeds, which will compete together, except for underweight goats.
4. Individual market meat goats will be weighed upon arrival at the fair on Wednesday of fair. Market goats are automatically entered in the rate of gain contest and calculations will be taken from the May weigh-in date.
5. Meat goats must weigh a minimum of 50 pounds upon arrival to the fair on Wednesday of fair.
6. Meat goats must have kid teeth in normal positions at time of check-in. Any meat goat having lost any kid teeth will be disqualified.
7. Market goats will be exhibited by weight groups. Superintendents will divide classes according to weights.
8. An exhibitor may enter and show a maximum of 5 market Goats.
9. All meat goats must be of show quality and free of any disease or external parasites.
10. Horns: Exhibitors will be required to have horns disbudded, dehorned, or tipped blunt on all market goats before arrival on fairgrounds. Removal of horns on fairgrounds is NOT permitted.
11. All market goats must be uniformly clipped, and suggested hair length should be 3/8-inch length of hair or less above the knee and hock joints to include the head, excluding the tail. Tail clipping is optional.
12. During the exhibition of the meat goat, bracing is allowed. However, all goats must always have four feet on the floor in the show ring. Lifting feet off the ground or placing them on any support or altered ring surface is not acceptable. Exhibitors will receive one warning if they are found lifting or slapping goats. Second offenses will result in automatic exhibitor disqualification from the 4-H Meat Goat Show.

Lot 104- Market Meat Goat

## **Light-Weight Market Goat Class**

Goats in this class are only eligible for red and blue ribbons.  
See Goat and Sheep General Rules at beginning of section.

**All Market goats must be weighed in and ear tagged at the Monroe County Sheep/Goat Weigh-in on May 3, 2024.**

1. All Market Goats weighing under the 50-pound mark will show in this class.
2. All Market Goats weighing under the 50-pound mark will be eligible to sell at the fair auction if there is a floor buyer.
3. Horns: Exhibitors will be required to have horns disbudded, dehorned, or tipped blunt on all market goats before arrival on fairgrounds. Removal of horns on fairgrounds is NOT permitted.
4. Market Goats wethers or does may be shown. The show will be open to all breeds which will compete together.
5. Classes will be determined by Goat Superintendents following weigh-in at fair.

Lot 110 – Light -weight Market Goat Class

**Breeding Meat Goats**

See Goat and Sheep General Rules at beginning of section.

1. Breeding meat goats must be ear tagged at the county sheep/goat weigh-ins on May 3, 2024; and must be entered into the 4-H Online 2.0 program by the 4-H member.
2. All breeding meat goats must be identified on 4-H Online 2.0 by May 15th and tagged with a 4-H/FFA tag by a Superintendent by May 15th. Scrapie tag numbers and birthdays must be included on 4-H Online 2.0 identification of animal on or before May 15th.
3. Only does (female goats) may be shown. The show will be open to all breeds which will compete together.
4. Superintendents will verify age at the fair check-in date on Wednesday of fair, according to teeth in mouth.
5. All breeding meat goats must be of show quality and free of any disease or external parasites.
6. All breeding meat goats must be clipped accordingly under the stomach and neck areas. Tail clipping is optional.
7. During the exhibition of the breeding meat goat, bracing is not allowed. Breeding Meat goats are to be judged in their natural state.

Lot 106 – Junior under six months of age

Lot 107 – Junior six months old and under one year

Lot 108 – Junior one year old and under two years

Lot 109 – Senior two years old and older

**Sheep Department Rules**

See Goat and Sheep General Rules at beginning of section.

1. Market lambs must weigh 80 lbs. at weigh-in time at county fair, if not, will show in under-weight class and only eligible for red ribbon.
2. Individual market lambs will be weighed upon arrival at the fair on July 24, 2024. Market lambs are automatically entered in the rate of gain contest and calculations will be taken from the May weigh-in date.
3. All market lambs must have been weighed in on May 3, 2024, at the Monroe County Fairgrounds. An exhibitor may weigh-in 15 market lambs.
4. An exhibitor may enter and show a maximum of 5 market lambs. Market lambs can be an ewe or wether.
5. An exhibitor may weigh an additional 5 lambs for the feeder lamb class and show 3.
6. Commercial Ewes cannot be shown as individuals in the Market Lamb classes.
7. Commercial Yearling Ewes may be either a market ewe or commercial ewe that was a project in the previous year, and/or be identified at weigh-in as a yearling ewe.
8. An exhibitor may tag 10 Commercial Ewe Lambs at the May 3, 2024, weigh-in & show 3. May show no more than 2 in a division.
9. All market lambs and breeding sheep must have been sheared over the entire body with a regular comb. Suggested fleece length: market lambs 1/4"; breeding sheep 1/4" to 3/4" maximum. There will be no shearing deadline.
10. Market and Commercial lambs must be slick shorn prior to entering the check-in line. There will be no coloring agent or paint used on any sheep. Sheep in violation will not be allowed to show.
11. A County Born Champion will be selected for Commercial Ewe Lamb and Market Lamb. County born is interpreted to mean born within the county or on the member's family farm in the event he/she resides outside of Monroe County, or a portion of the farm is located outside of the county. The top County Born lamb in each class will re-enter the ring to compete for County Born Champion.
12. All sexually intact sheep must have an individual Scrapie tag, 4-h tag and be identified on 4-H Online 2.0 by May 15th.

### **Feeder Lamb Class**

1. 4-H or FFA member may weigh in 5 feeder lambs and must identify them on 4-H Online 2.0. This is a separate class from the regular Market Lamb Class and will be judged totally different.
2. Three lambs can be exhibited.
3. 30-day pelt (1# grade pelt)- do not shear after June 28
4. Lambs will be kept in separate pens at one end of the barn.
5. Lambs will be judged in the pens.
6. Placing determined on basis of lambs, records, and interview.
7. Record kept on display with each pen.
8. Lambs excluded from Rate of Gain Class.
9. Class will be placed, and ribbons given accordingly.
10. All feeder lambs will be sold at the Livestock Auction on Monday of fair.



11. Records kept are to include the following information (get from Extension Office)
- a. Feed ration, quantity, and total cost
  - b. Value of lamb at beginning of project
  - c. Rate of Gain- average of the three
  - d. What did you learn from this project?
12. Any interpretation of the above will be determined by a consensus of the Sheep Superintendents.

Lot 107a- Feeder Lamb Class

### **Market Lambs**

Lot 108- Individual Market Lamb

Lot 108a- White Bred Influence/Speckled Face

Lot 108b- White Face/ Cross (included Southdown)

Lot 108c- Black Face

### **Commercial Ewes**

Lot 109- Crossbred Commercial Ewe Lamb

Lot 109a- Speckled Face

Lot 109b- White Face

Lot 109c- Black Face

Lot 110- Commercial Yearling Ewe- Ewes over 1 year and under 2 years. Must have been the member's project last year or be identified at weigh-in as a yearling ewe.

### **Purebred Sheep**

Entries in purebred sheep classes must be registered or registration applied for. Documents will be checked by Superintendents at Monroe County Fair Weigh-in, Friday May 3, 2024.

There must be two or more for a purebred class or purebreds will show as commercial.

#### **Suffolk**

Lot 111- Ewe, 1 year, under 2

Lot 112- Ewe, under 1 year

#### **Hampshire**

Lot 114- Ewe, 1 year, under 2

Lot 115- Ewe, under 1 year

#### **Columbia**

Lot 117- Ewe, 1 year, under 2

Lot 118- Ewe, under 1 year

#### **Other Breeds**

Lot 120- Ewe, 1 year, under 2

Lot 121- Ewe, under 1 year

Lot 123- Champion Supreme Female Ewe

# Horse and Pony Department

## Superintendents

Christy Hoksbergen- Chair,  
Deanna Keeton, Emily Hunt, Maddi Tyrrell

## Horse and Pony Department Rules

Animals must be Identified in 4-H Online 2.0 on or before May 15th WITH PHOTOS. There will be no exceptions!

1. See General Rules in-front of Fair Book and General Livestock Rules in front of this section. **NO LIVESTOCK IS TO BE UNLOADED/STALLED UNTIL SEEN BY A VETERINARIAN. The vet has the right to send any equine project home if he/she feels horse is not fit. The vet's decision is final. Show will start Sunday at 10:00 a.m.**
2. Fair check-in will be Wednesday evening from 7:00-9:00 p.m. only. There will be no check in on Sunday morning unless there is a mare and foal. Mare and foal projects MUST be checked in on Sunday Morning at 7:30a.m. by the veterinarian. **NO EXCEPTIONS!**
3. Upon arrival at the fairgrounds, exhibitors shall take their mounts to the assigned stalls after being inspected by a veterinarian or have presented a horse superintendent a signed health certificate. **(See #1 Above) The veterinarian will fill out a form that documents any injuries. All horses and ponies must have a completed Equine Vet Check Form that will be available at the appointed check in point. The Equine Vet Check- In Form will include the Henneke Body Condition Scoring System. Please review that prior to arrival. The veterinarian has the right to send any equine project home if he/she feels horse is not fit. The veterinarian's decision is final.**
4. All Horses and ponies will be measured to confirm animal is horse or pony. **Size Rule:** A horse is clarified in the 4-H Rules and Regulations 4H511C page 10:3 as being 14.1 hands (57") and over. Ponies are any equine under 14.1 hands (57"). Please see page 11 in the said rule book on how to measure your equine project.
5. All equines will be tied by head in their assigned stalls. **No riding or sitting on horse while horse is in the barn. This rule will be enforced.**
6. Exhibitors may exercise their mounts in the assigned area only. Horses shall be ridden by exhibitors only.
7. Horse exhibitors for the 2024 Monroe County Fair will be required to attend a TOTAL of 3 clinics sponsored by the Horse Superintendents. Clinics must consist of at least one indoor and one outdoor. The exhibitor must bring the horse that he/she is planning to show at the fair to the outdoor clinics for it to count as one of the attended clinics. Please contact a Horse Superintendent if

- you have questions or need an alternate date.
8. Each member may exhibit only 3 projects from ponies, horses, mules, or donkeys. A mare and foal will count as one head.
  9. All exhibitors must follow rules for shows, equipment, and apparel guidelines from the book, "4-H Rules and Regulations for Equine Shows in Iowa". Copies can be found and downloaded at [Horse and Pony | 4-H Youth Development \(iastate.edu\) horse show rules.pdf](http://Horse and Pony | 4-H Youth Development (iastate.edu) horse show rules.pdf).
  10. All horses are to be in stalls by Wednesday, July 24, 2024, at 9:00 p.m. and remain until horses are released on Monday, July 29, 2024, at 10:00 a.m. except for mare and foal. Mare and foal are to arrive on Sunday, July 28, 2024, and will be allowed to return home immediately after showing.
  11. A Horse or Pony may not be removed from the fair without a veterinarian's inspection at the fairgrounds with two horse superintendents as witness.
  12. Each exhibitor must ride his or her own horse. Horses can be identified by more than one 4-H member provided the members are all 4-H members and are siblings. If siblings identify the same horse, it cannot be used in any class twice regardless of rider's division.
  13. A 4-H or FFA member enrolled in the horse project may own or manage a horse. If the horse is managed, the 4-H or FFA member must assume at least 75 percent of the management of the horse.
  14. The term "manage" includes all the following: Feeding, grooming, exercising, training, stall management and use of the horse.
  15. 4-H or FFA members using a non-family-owned horse must have the owner complete an owner's affidavit stating the 4-H or FFA member is assuming at least 75 percent of the management. An affidavit may be obtained at the Extension Office and must be on file by **May 15**. A maximum of two animals may be leased.

#### **16. A leased horse may not be shown in Halter Class**

17. Substitution of project horses or ponies will not be permitted after May 15 of each club year.
18. A stallion can be shown only as a foal in the mare and foal class, or a weanling in halter. Yearlings and other stallions are ineligible for 4-H shows.
19. A colt or filly foaled after June 1 is eligible for show during the current year ONLY if it is the foal of a project mare and is shown in a mare and foal class.
20. In any class, the judge shall have the authority to require the removal or alteration of any piece of equipment that, in the judge's opinion, is unsafe, would tend to give a horse an unfair advantage, or is inhumane. Prohibited equipment mandates disqualification.
21. Judge's decision is final.
22. Speed events – members must be mounted when entering the arena. No assistance to either horse or rider is permitted up to or past the arena gate. If an exhibitor/horse is assisted in any manner, the exhibitor shall automatically be disqualified. There will be a 5 second penalty for each barrel or pole knocked down during these events. Exhibitor must wait until the gate is closed before starting their event, or there will be a 5 second penalty added to their time. For more rules on timed events See page 12 and 122-124 in the 4-H

rules and regulations book [Horse and Pony | 4-H Youth Development \(iastate.edu\) horse show rules.pdf](#) Exhibitors must be mounted when entering the arena and must dismount before leaving the arena.

23. **High Point Horse Award** – Junior, Intermediate, Senior Division: One horse/One exhibitor team to be designated on Sunday morning before the show starts at 10:00 a.m. The horse will be marked with an “H” in green on both hips by a Horse Superintendent during check in. Points will be based on number of horses in each class with the first-place horse receiving the most points. All classes except showmanship will count towards high point total at the end of the show.
24. **High point exhibitor awards** will be based on individual exhibitor, not horses. Points will be as follows: Champion (1st) 6 points, Reserve (2nd) 5 points, Purple 4 points, Blue 3 points, Red 2 points.
25. All showmanship trophies can only be won once in a particular age division. Winners will advance to next age division the following year.
26. Champion Pony class is for first and second place winners in lots 124 through 128.
27. Champion Horse class is for first and second place winners in lots 129 through 134.
28. All classes will be awarded purple, blue, or red ribbons.
29. You must lead your horse, pony, or mule to and from the barn or trailer to the show ring and vice versa.
30. Horses need to be stalled unless being **exercised or ridden by the exhibitor only** and must in their stalls by 6:00p.m.- 9:00 p.m. Exhibitors may exercise their mounts only in the arena unless approved by a horse superintendent.
31. Riding your horse, mule, or pony in the camping area is **prohibited**.

**The 4-H rules and regulations for equine shows in Iowa can be found at [horse show rules.pdf](#)**

## **Horse Show Attire**

1. Protective Headgear Policy—All 4-H'ers must wear properly fitting protective headgear passing or surpassing current applicable ASTM/SEI (American Society for Testing and Materials/ Safety Equipment Institute) standards with harness secured while riding anywhere on the competition grounds. Harness must be secured and properly fitted. **NO HATS, SCARVES, ETC., ARE TO BE WORN UNDER THE HELMET.** It is the responsibility of the rider, parent, or guardian to see that the headgear worn complies with appropriate safety standards for protective headgear intended for equestrian use and is properly fitted and in good condition.
2. Any rider violating this rule at any time must immediately be prohibited from further riding until such headgear is in place.
3. No helmet will result in disqualification.
4. Halter classes exhibitor is to wear a cowboy hat. All other dress show attire for halter class will be the same as all other classes including timed events.

5. Horse exhibitors **must** wear a solid, plain front button or snap long-sleeve, collared shirt, or blouse of any color (including white). The following is prohibited: personalized logos or embroidery, zippers, sheer or lace fabric, embellishments of bling of any kind including, but not limited to, sequins, rhinestones, chains, etc. Shirt must be tucked in.
6. 4-H armbands must be worn on the upper, left arm or a chevron can be worn on the upper left chest. Failure to do so will result in disqualification.
7. Dark blue jeans without holes must be worn. A belt is required.
8. Western boots must be worn. Fashion heels are prohibited, as well as twisted X or riding shoes.
9. Spurs are permissible. Spurs must be dull and the rowels free moving.
10. Chaps, ball caps, tank tops, T-shirts, or jersey-type shirts **ARE NOT** to be worn.
11. **Failure to wear appropriate attire will result in dropping of a ribbon group.**

### Horse and Pony Classes

The following classes will be part of 4-H Horse Show and are not in any, certain order.

All classes other than Halter, will be shown in the exhibitor's age division.

1st Year Exhibitor - 4th grade only

Junior Exhibitor - 4th, 5th, & 6th grades

Intermediate Exhibitor- 7th & 8th grades

Senior Exhibitor - 9th, 10th, 11th, and 12th grades

### Horse Showmanship

Showmanship classes can only be won once in a particular age division.

Supreme Showmanship is for any exhibitor that has won the senior division.

Lot 123 Supreme Showmanship

Lot 123a Senior Showmanship

Lot 123b Intermediate Showmanship

Lot 123c Junior Showmanship

Lot 123d 1st Year Showmanship

[horse show rules.pdf](#) page 13

### HALTER CLASS

Equines are to be shown in-hand at a walk and jog or trot. Exhibitors must use only the right hand on the lead where the chain veins, and lead on the horse's left side. A chain may be used **under the chin or hanging from the halter**.

Leads may be used without chains. In-hand equine must be shown in a halter, regular or show-type is acceptable.

1. Ponies (UNDER 57")

- a. Lot 124 Foals (foaled in calendar year of show)

- b. Lot 125 Yearlings (foaled in preceding calendar year)
  - c. Lot 126 Two-year Old and Under 3
  - d. Lot 127 Three-year old and older
  - e. Lot 128 Mare and Foal (Foal must have been foaled in the calendar year of the show)
2. Horses (57" and OVER)
- a. Lot 129 Foals (foaled in calendar year of show)
  - b. Lot 130 Yearlings (foaled in preceding calendar year)
  - c. Lot 131 Two-year Old and Under 3
  - d. Lot 132 Three-Year-Old and Older Mares
  - e. Lot 133 Three-Year-Old and Older Geldings
  - f. Lot 134 Mare and Foal (Foal must have been foaled in the calendar year of the show)
3. Mules and Donkeys
- a. Lot 135 Mule and Donkey (all sizes)

## JUNIOR WALK TROT

Horses will be shown at a walk and jog or trot both clockwise and counterclockwise around the arena.

Lot 136JR	Junior Walk Trot
Lot 136IN	Intermediate Walk Trot
Lot 136SR	Senior Walk Trot

## WESTERN HORSEMANSHIP

Riders will be judged on seat, hands, performance of horse, actions of horse and rider and suitability of horse to rider. The rider's methods of achieving good horse performance are to be considered more important than the performance of the horse. Exhibitors are eligible to receive the award more than one time in the Junior, Intermediate, and Senior Horsemanship classes. [horse show rules.pdf](#) page 54

Lot 137	First Year Western Horsemanship
Lot 137a	Junior Western Horsemanship
Lot 137b	Intermediate Western Horsemanship
Lot 137c	Senior Western Horsemanship

## PLEASURE CLASS

Horse will be shown at a walk, jog, trot, and lope both clockwise and counterclockwise around the arena. Horses will be asked to back. Judging is predominately on the performance of the horse and conformation. **Exhibitors may not enter the same horse/pony in Western Pleasure and Ranch Horse/Pony Pleasure Classes.** Pony is termed under 57" and Horse is 57" and over. [horse show rules.pdf](#) page 58

### **WESTERN PLEASURE Pony**

- Lot 138 Junior Western Pleasure Pony
- Lot 138a Intermediate Western Pleasure Pony
- Lot 138b Senior Western Pleasure Pony

### **WESTERN PLEASURE Horse**

- Lot 139 Junior Western Pleasure Horse
- Lot 139a Intermediate Western Pleasure Horse
- Lot 139b Senior Western Pleasure Horse

### **RANCH PLEASURE Pony**

- Lot 140 Jr Ranch Pleasure Pony
- Lot 140a Intermediate Ranch Pleasure Pony
- Lot 140b Senior Ranch Pleasure Pony

### **RANCH PLEASURE Horse**

- Lot 141 Jr Ranch Pleasure Horse
- Lot 141a Intermediate Ranch Pleasure Horse
- Lot 141b Senior Ranch Pleasure Horse

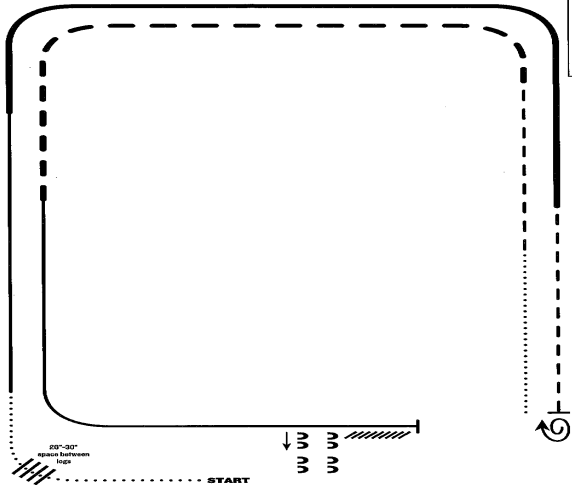
### **RANCH RIDING CLASS**

This class the horse is judged on its ability to work at a forward, working speed while performing required and optional maneuvers. It reflects the versatility, attitude, and movement of a working horse. [horse show rules.pdf](#)

- Lot 142 Junior Ranch Riding
- Lot 142a Intermediate Ranch Riding
- Lot 142b Senior Ranch Riding

**RANCH RIDING - PATTERN 6**

LEGEND	
.....	Walk
.....	Extended Walk
----	Trot
----	Extended Trot
----	Lope
----	Extended Lope
////	Back
W	Lead Change



1. Walk
2. Walk over logs
3. Lope right lead
4. Extended lope right lead
5. Trot
6. Stop, 1 1/2 turn right
7. Walk
8. Trot
9. Extended trot
10. Lope left lead
11. Stop and back
12. Side pass right

Note: The drawn description of this pattern is only intended for the general depiction of the pattern. Exhibitors should utilize the arena space to best exhibit their horses.

Revised 06-2021

**TRAIL CLASS**

1. The trail ride class shall include at least 5 and not more than 10 of the obstacles as listed for this class in 4H-511C. pages 88-100 <https://www.extension.iastate.edu/4h/projects/horse>. Please see [horse show rules.pdf](#) page 60-65 the full set of rules 1-15 for Trail Class

- Lot 143 Junior Trail Class
- Lot 143a Intermediate Trail Class
- Lot 143b Senior Trail Class

**POLE BENDING**

1. <https://www.extension.iastate.edu/4h/projects/horse>. Please see [horse show rules.pdf](#) at the above address for the full set of rules 1-4 for pole bending page 93

- Lot 144 Junior Pole Bending
- Lot 144a Intermediate Pole Bending
- Lot 144b Senior Pole Bending

**BARREL RACING**

2. <https://www.extension.iastate.edu/4h/projects/horse>. Please [horse show rules.pdf](#) page 91 for the full set of rules 1-3 for barrels.

- Lot 145 Junior Barrel Racing
- Lot 145a Intermediate Barrel Racing



## FLAGS

<https://www.extension.iastate.edu/4h/projects/horse> . Please see the 4-H rules and regulations for equine shows in Iowa at the above address for the full set of rules 1-4 for Flags page 128

Lot 146	Junior Flag Race
Lot 146a	Intermediate Flag Race
Lot 146b	Senior Flag Race

## ENGLISH CLASSES

[horse show rules.pdf](#) . Please see the 4-H rules and regulations for equine shows in Iowa at the above address for the full set of rules 1-6 for English Class page 22

Lot 147	Hunter Under Saddle (walk trot)- All Age Divisions
Lot 148	Hunter Under Saddle- All Age Divisions
Lot 149	Hunt Seat Equitation- All Age Division

## Driving Class

The Driving Class is judged on the animal's quality of gaits, manners, and responsiveness. One or two animals is shown hitched to a suitable two-wheeled or four-wheeled vehicle. The harness and vehicle must be safe, clean, and in serviceable condition. The judge will dismiss any entry he or she feels is unsafe, whether the unsafe condition is due to equipment or to animal behavior.

Lot 153- Junior- 4 <sup>th</sup> , 5 <sup>th</sup> , 6 <sup>th</sup> grade
Lot 154- Intermediate- 7 <sup>th</sup> , 8 <sup>th</sup> grade
Lot 155- Senior- 9 <sup>th</sup> , 10 <sup>th</sup> , 11 <sup>th</sup> , 12 <sup>th</sup> grade

\*See State Rule book for pattern and additional criteria. [horse show rules.pdf](#) page 99

## Open Horseshow Rules

Riding your horse, mule, or pony in the camping area is **prohibited**. If you are parked there for the open show, you are to lead not ride you horse, mule, or pony to and from your trailer.

All open horseshow contestants 17 and younger MUST have a helmet on their head to participate.

# Poultry Department

## Superintendents

Chair- Steph Houk, Suzie Smith  
Steph Haywood, Loretta Brinegar

## Poultry Department Rules

All poultry must be identified **on 4-H Online 2.0 by their breed and sex by May 15<sup>th</sup>**.

1. Poultry need to arrive on Wednesday, of fair, from 5:00-7:00p.m. and must stay until Monday, of fair, at 10:00a.m. Poultry barn cleanup will begin at 9:00a.m. sharp. Please bring your pet carriers, as you will be required to take your poultry projects out of show cages. All cages will then be cleaned and put away in the shed; the barn will be swept and cleaned.
2. Poultry exhibitors must enter poultry on FairEntry.
3. Cages will be furnished.
4. All poultry must have a blood test (Pullorum-Typhoid) before exhibiting at the county fair. Check with the Extension Office for more details.
5. All birds are required to be tagged; Exhibitors must pick up tags by May 15 from the Extension Office.

**\*All Poultry may sell at the sale if they so desire. Champion and Reserve Champion sold individually first, and then pens to follow. If they enter the show ring they cannot come back to the fair as the current owner's/exhibitor's 4-H project even if the buyer gives you the project/poultry back.**

## Age Classification \*Age at time of Fair

Cock—male chicken over 1 year

Cockerel—male chicken under 1 year

Hen—female chicken over 1 year; female duck; female turkey

Pullets—female chicken under 1 year

Drake—male duck

Tom—male turkey

Gander—male goose

Goose—female goose

## Egg Production

**Pen—3 hens or 3 pullets**

Lot 161—Pen of 3 hens

Lot 162—Pen of 3 pullets

## **Standard Breed Chicken**

Lot 163—cock  
Lot 164—cockerel  
Lot 165—hen  
Lot 166—pullet

## **Bantam Fowl**

Lot 167---cock  
Lot 168—cockerel  
Lot 169---hen  
Lot 170---pullet  
Lot 171---drake  
Lot 172---hen

## **Large Fowl**

Lot 173—ducks (either sex)  
Lot 174—turkey (either sex)  
Lot 175—geese (either sex)  
Lot 176—guinea (either sex)  
Lot 177—peafowl (either sex)

## **Breeding Pair**

Lot 178—cock and hen (cockerel and pullet)  
Lot 179—drake and hen  
Lot 180—tom and hen  
Lot 181—gander and goose

## **COSTUME CLASS- POULTRY**

Poultry exhibitors have 15 minutes after Grand Champion is picked to dress their poultry. The Costume theme can be anything, but the costume must be worn by the poultry.

# **Rabbit Department**

## **Superintendents**

Steph Houk- Chair, Steph Haywood  
Loretta Brinegar, Suzie Smith

## **Rabbit Department Rules**

1. All rabbits must have been identified on 4-H Online 2.0 by **May 15**. Maximum of 15 rabbits can be ID.
2. Rabbits need to arrive on Wednesday, of fair, between 5:00 & 7:00p.m. and must stay until 10:00 a.m. on Monday, of fair. Rabbit barn cleanup will begin at 9:00a.m. sharp. Please bring your pet carriers, as you will be required to take your rabbits out of show cages. All cages will then be cleaned and put away, and the barn will be swept and cleaned.
3. All Rabbits must be entered into FairEntry.
4. All rabbits must be free from communicable disease and pass health standards. Any rabbit in an unhealthy or unthrifty condition may be refused pen room. In case of arbitration, decision of appointed veterinarian shall be final.
5. An exhibitor is allowed **3** entries per class. Entries must be within the age and weight limits for the class and lot. Class is defined by 3 commercial / 3 Fancy/ 3 Crossbred.
6. Classes may be adjusted according to entry numbers.
7. Judge's decision is final.
8. All rabbits may sell at the sale if they so desire. Champion and Reserve Champion sold individually first, and then pens will follow. But if they enter the show ring they cannot come back to the fair as the current owner's/exhibitor's 4-H project even if the buyer gives the rabbit back.

### **Commercial Breeds**

French Angora, Giant Angora, Blanc de Hotot, Champagne d' argent, Californian, Cinnamon, American, Chinchilla, Crème d'Argent, French Lop, New Zealand, Palomino, Rex, American Stable, Satin, Silver Fox, Silver Martin

### **Commercial Purebreds**

#### **\*Age a time of Fair**

Senior Buck – 6 months and over Senior Doe – 6 months and over  
Junior Buck- (under 6 months)  
Junior Doe- (under 6 months)

### **Fancy Breeds**

American Fuzzy Lop, English Angora, Standard Chinchilla, Dutch, Dwarf Hotot, Havana, Holland Lop, Jersey Woolly, Lilac, Mini Lop, Mini Satin, Netherland Dwarf, Polish, Silver Thrianta, Mini Rex, Harlequin

#### **\*Age a time of Fair**

Senior Buck – 6 months and over Senior Doe – 6 months and over  
Junior Buck- (under 6 months)  
Junior Doe- (under 6 months)

## **Crossbred Rabbits**

Any rabbit that does not fit into the Commercial, Pure Bred or Fancy breed class will be shown in the Crossbred class.

## **\*Age at time of Fair**

Senior Buck – 6 months and over

Senior Doe – 6 months and over Junior Buck- (under 6 months)

Junior Doe- (under 6 months)

## **Rabbit Showmanship**

Rabbit Showmanship is based on what you know about your rabbit. Please see page 15 for general showmanship rules.

## **Costume Class- Rabbits**

Rabbit exhibitors have 15 minutes after Grand Champion is picked to dress their rabbit. The costume theme can be anything, but the costumes must be worn by the rabbit.

# Swine Department

## **Superintendents**

Dan Yule-Chair

Ryan Ammons, Jared Kaster, Jeff Lathen, Dean Lathrop,  
Adam Rozenboom, Curt Houk

## **Swine Department Rules**

1. Swine must be weighed, identified, and owned by the Monroe County spring weigh-in date.
2. All swine must be weighed and tagged at the Monroe County spring weigh-in date, or at a state fair weigh-in held at an adjoining county. No swine may be weighed in after the Monroe County date. If an exhibitor is unable to make the Monroe County weigh-in date they need to make, arrangements with the Swine Superintendent and the Extension Office or FFA advisor to weigh-in their animals prior to the Monroe County weigh-in date. Monroe County tags must be used. Swine weighing in before Monroe County weigh in date will deduct 1 pound per day of the 100 pounds weight limit. Example: If weighing in

- 20 days prior to Monroe County weigh in, your weight limit is 80 pounds.
3. All swine will be DNA tagged at spring weigh-in. Swine weighed in out of Monroe County must be State Fair DNA tagged, and it must be completed by the weigh in county. Any retagged swine will be DNA checked. IF DNA **does not** match the exhibitor will lose all awards and be suspended for showing swine the following fair.
  4. All Swine are required to be ear notched.
  5. Any loss of county or state 4-H or FFA tags needs to be reported and documented at the Monroe County Extension Office or your FFA Advisor immediately. The Extension Office will then contact a swine superintendent to retag the animal. **Only a swine superintendent can retag the animal.**
  6. Swine will be checked in and weighed-in on Wednesday of fair 8:00am-12:00pm. There will be no reweighs.
  7. All classes need to be designated by 2:00pm Wednesday of fair.
  8. All market swine will be sold in the fair auction.
  9. Scales will be open until 11:00p.m. the night before the show. They will be reopened at 5:00a.m. the morning of the show.
  10. **All swine need to be inspected by a veterinarian upon arrival before being unloaded.**
  11. It is expected that all swine arrive on the fairgrounds clean and ready to be on exhibit.
  12. Each exhibitor may weigh-in a maximum of 10 swine animals at the April weigh-in date **for potential county fair exhibiting**. The maximum weigh-in weight is 100 lbs. Swine weighing over 100 lbs. may still be tagged for state fair but are not eligible to show at the county fair. Swine weighing in before Monroe County weigh in date will deduct 1 pound per day of the 100 pounds weight limit. Example: If weighing in 20 days prior to Monroe County weigh in, your weight limit is 80 pounds.
  13. Each exhibitor must have an adult present at the April weigh-in date to assist with handling their pigs.
  14. Each Exhibitor must have an adult present at the Wednesday of fair weigh-in time.
  15. All swine animals weighed at the April weigh-in date are eligible for the Rate of Gain contest. Derby entries must have a minimum Rate of Gain of 1.25 lbs. per day on feed. Derby entry not meeting this level of production will receive a Red Ribbon.
  16. Swine weighing 220 lbs. and over will be eligible for the Market Hog class. Swine weighing under 220 lbs. may be shown in the Feeder Pig or Commercial Gilt classes.
  17. Swine showing in the Feeder Pig class are NOT eligible for the Champion Market Hog; and will receive red ribbon.
  18. Exhibitors may show a maximum of 5 head of swine at the county fair. All hogs brought to the fair must be exhibited at the fair.
    - a. Maximum of 3 Market Hog/Feeder Pig entries (terminal)
    - b. Maximum of 2 Commercial Gilt entries (non-terminal)
    - c. Maximum of 1 Derby Pig entry (terminal)
    - d. Maximum of 1 Pen of 3 entry (terminal)

19. Market Gilts and/or Derby entries may be part of the Pen of 3. Commercial Gilts are not eligible to be shown in Pen of 3.
- 20. Derby Pig entries are required to go through the auction.**
21. All Derby Pig entries must be processed at the established locker, judged on the rail, and will be available for viewing on the predetermined night after the fair is completed **provided a locker can be secured. If no locker is secured, then the swine committee will secure an ultrasound technician to scan the Derby entries.**
22. During the Swine Show at the fair, only the Swine Superintendents, Exhibitors, and 1 parent/guardian will be allowed into the barn.
23. The grooming and care of swine projects during the fair is the responsibility of the exhibitor. Help may be provided by parents, siblings, a fellow 4-H/FFA member of their club/chapter, or the exhibitor's 4-H/FFA leader. **Any assistance given outside these parameters shall result in disqualification of the animal.**
24. Each exhibitor will be assigned 1 pen during the fair. NO exceptions to this rule. **Club/Chapter tack pens will be made available if space allows.**
25. Each exhibitor must clean pens and provide fresh bedding daily during the fair. **This includes cleaning your stall following the auction.**
26. Floor bid will be established before the sale. During the Auction, only Swine Superintendents, Exhibitors, 1 Parent/Guardian, and **volunteers approved by the Swine Superintendent Chair are to help with the Swine animals.**
27. The auction order will be determined by the Swine Superintendents.
28. 1<sup>st</sup> and 2<sup>nd</sup> place swine in each class must weigh back. All pigs must be no more than 15 lbs. over the beginning of fair weight to be eligible to return for Championship Drive. Pigs over 15 lbs. over the beginning of fair weight will be disqualified. Pen of 3 will be the average weight used. (45 total lbs. for the pen)
29. The Swine Barn will be closed to all fair ground's attendees (including exhibitors & parents) from 11:00 pm to 5:00 am daily.
30. Any swine animal that is ill or requires a veterinary to inspect during the fair will be blood tested.
31. All swine sold during the auction must go to a designated locker or to the floor bidder. All swine will be transported by a Swine Committee designated hauler.
32. The swine that qualify for the Showdown will be allowed to participate but must be brought back to the fairgrounds that evening with the exception, of the commercial gilt. The only exception is if the entry wins the regional Showdown and qualifies for the State Showdown, they will be allowed to not be sold in the auction, in order, to participate in the State Showdown.
33. The top 5 Gilts and top 5 Individual Market Hogs will be selected.
- 34. Single Source Pigs must be purchased through Swine Superintendent designated breeder, must be signed up with Extension Office by October 12, 2023 at 4:30pm. You may purchase up to 5 swine, they will be part of the Exhibitors 5 swine limit.**
- a. Single Source swine will be weighed in at Spring Weigh-ins at Monroe County ONLY**

- b. Single Source swine must be identified by May 15 and entered into FairEntry
- c. Gate cut off the trailer on selected date
- d. Swine will be weighed in Wednesday of Fair
- e. Swine are eligible for Rate of Gain
- f. Swine are eligible for Single Source Class or all other classes

### **Swine Classes:**

Lot # 104 – Commercial Gilt (non-terminal)

Lot # 105 – Derby (terminal)

Lot # 106 – Feeder Pig (terminal)

Lot # 107 – Individual Market Hog (terminal)

Lot # 107A- Single Source Swine (terminal)

Lot # 108 – Pen of 3 Market (terminal)

Lot # 109 – Showmanship

109A – 1<sup>st</sup> Year Junior (4<sup>th</sup> grade)

109B – Junior (5-6<sup>th</sup> grade)

109C – Intermediate (7-8<sup>th</sup> grade)

109D – Senior (9-12<sup>th</sup> grade)

109E – Supreme (Anyone who has won Senior Showmanship)

**If you have won a showmanship age class in the past, you will move up to the next age group older.**

# **Exhibit Building**

## **Superintendents**

Kim Wynn, Chelsea Bachman, Kelcie Hindman, Cindy Cronin

This department is open to youth who are participating in 4-H Youth Development Programs conducted by Iowa State University Extension. All exhibitors are responsible to read and comply with the Monroe County Fair 4-H General Exhibit Rules, 4-H General Rules and Regulations, and all 4-H department exhibit class rules and regulations.



## **\$ 50.00 CASH PRIZE WILL BE AWARDED IN EACH OF THESE 5 CATEGORIES**

- 1. MOST EXHIBIT PROJECTS**
- 2. PROMOTE “4-H” EXHIBIT**
- 3. Most “Creative” Visual Art Exhibit-(original art)**
- 4. HORTICULTURE EXHIBIT- Planting your way to Success!** (bring your best Horticulture project)
- 5. PHOTOGRAPHY EXHIBIT- (THEME)—Barn Lights, Country Nights** (take a photo of a barn located in Monroe County at Sunset)

### **Special Awards given by our Community Partners**

These special awards are given in addition to your ribbon. Winners of these awards will be acknowledged at the same time as State Fair Exhibits are acknowledged. Please see the stipulations on each award and keep them in mind when preparing your exhibits.

#### **“Historical Award” given by the Monroe County Historical Society.**

The Monroe County Historical Society will present a \$25 award for an exhibit that preserves the history of Monroe County or its families. The Historical significance of the exhibit should be noted in the write-up on the goal sheet along with why the exhibit is important to the 4-Her. The 4-Her should sign the Historical Society’s sheet on the check in table for the exhibit to be considered for the award.

**“Welding Award” given by WABTEC. 2 \$50 Awards** for an exhibit in Welding project area.

**“Non-Live Beef Award” given by Monroe County Cattlemen.** An exhibit that shows the promotion and learning of the beef industry including but not limited to photography, visual arts, family & consumer science, home improvements, personal development and science, engineering & technology. Ownership of an animal is not required.

#### **“EmPOWERment Award” given by Chariton Valley Electric.**

EmPOWERment project award is for a fair project that shows/demonstrates leadership. Youth inspiring and empowering youth to be leaders in their community. The youth receiving this award will receive a \$50 cash voucher. You will take the voucher to the Chariton Valley Electric Office located at 2090 HWY 5 South, Albia, Iowa to receive your cash award. Youth accepting this award maybe asked to have their photo taken with sponsor to use in their publications.

### **GENERAL EXHIBIT RULES**

1. Exhibit building entry process: Exhibitors are required to enter 4-H projects into FairEntry prior to fair for a quicker check-in. Entry Tags will be printed off

FairEntry and available at Exhibit Building Check-in on Thursday of fair. 4- H Projects will be exhibited and judged in the 4-H exhibit building on Thursday, July 25<sup>th</sup>, see fair schedule for club judging times. Superintendents and Staff will be available to help with entry process.

2. 4-H members who have completed 5th grade through 12th grade (or that equivalent) in 2024 are eligible to exhibit at the Iowa State Fair. Exception: Group exhibits from an entire club may include 4th grade members.
3. Outstanding 4th grade member projects will be chosen by judges and given a purple ribbon. These projects will be given special recognition.
4. No more than 2 (two) exhibits per 4-H member will be chosen to advance to the Iowa State Fair under Monroe County Quota. Exceptions will be made in special areas only to fulfill the quota and under the direction of Monroe County Extension Staff and Department Superintendents. **ON PICK UP OF EXHIBITS, YOU WILL RECEIVE A LETTER WHICH WILL HAVE DETAILED INSTRUCTIONS ON WHEN AND HOW YOUR EXHIBIT SHOULD ARRIVE AT THE EXTENSION OFFICE. Arranging transportation of larger State Fair exhibits will be the responsibility of the 4-H member's family.**
5. All judges' decisions are final.
6. Eligible exhibits are an outgrowth of work done as a planned part of the 4-H members participation in 4-H projects or programs during the current 4-H year. Exhibits can be done by an individual or group and may represent all or part of the learning in the project or program.
7. Exhibitors in 4-H classes are not eligible to exhibit in a similar department of the FFA divisions or vice-versa. See also "4-H Department General Rules and Regulations".
8. Exhibits previously entered in an FFA Ag Science Fair or any other FFA event or competition may not be entered in any 4-H exhibit class.
9. Exhibits that do not comply with the class description, size guidelines, copyright restrictions, safety and approved methods will be disqualified and not put on public display.
10. If the exhibitor chooses a display to illustrate what was learned:
  - Posters may not exceed 24" x 36" in size. (See classes 10490 and 10530 for small requirements.)
  - Chart boards, graph boards, project presentation boards, model displays, etc., may not exceed 48" x 48" in size. Maximum size is determined by measuring the flat (unfolded) dimensions.
  - Display boxes may not exceed 28" x 22" in height or width and 12" in depth.
11. Endangered, threatened and "special concern" plants and animals (includes insects), or songbird feathers and nests may NOT be used in any exhibit. Game animals legally taken are acceptable, with the exception of any hogs (Sus species)- per state law. Live specimens of noxious weeds or invasive species are NOT permitted in any exhibit. Dried specimens are acceptable to use in exhibits, however viable noxious plant seeds shall not be included.

\*State-listed animals:

<https://www.legis.iowa.gov/docs/ACO/rule/571.77.2.pdf>

\*State-listed plants:

<https://www.legis.iowa.gov/docs/ACO/rule/571.77.3.pdf>

\*Iowa Noxious weed list: Iowa Code Section 317.1A(2022) – Noxious weeds. :: 2022 Iowa Code :: US Codes and Statutes :: US Law :: Justia

12. Copyrighted materials and designs may not be used in an exhibit that is presented as original work by the exhibitor. Exhibitors must include permission from the copyright holder/owner when using copyrighted materials. Exhibitors must give proper credit to the original source of all materials/designs used in exhibits. (See also special rules for Visual Arts and general copyright information for 4-H members.)
13. The 4-H member goal and applicable exhibit standards will form the basis of the evaluation process. Evaluation criteria will include demonstrated learning, workmanship and techniques, and general appearance and design. Exhibitors will receive oral evaluation comments on the exhibits and a blue or red Monroe County Fair exhibitor's ribbon. Refer to exhibit class tip sheets for detailed evaluation criteria in each class. Tip sheets are located on each 4-H project page at <https://www.extension.iastate.edu/4h/exhibit-tip-sheets>
14. A written explanation, audio recording, or video recording is to be included as part of each exhibit. Audio or video should not be longer than 10 minutes. The exhibitor should respond briefly to the following questions about the exhibit:
  - What did you plan to learn or do? (What was your exhibit goal(s)?)
  - What steps did you take to learn or do this?
  - What were the most important things you learned?
- \*\*\*Check for additional requirements in exhibit classes for food and nutrition, photography, and visual art classes.
  - What Design Elements and Art Principles did you use (see Design Elements & Art Principles sheet for minimums).
15. Each item in an exhibit must be securely labeled, **including the name of the member's club, class number, exhibitor's name, and how many years exhibiting in the class.** Each exhibit must have a completed entry tag attached securely prior to judging. Entry tags will be available at the check-in table located in the 4-H exhibit building during judging day.
16. 4-H & FFA members may exhibit as many items as they choose to prepare, unless specified in department or class rules. No 4-H or FFA member may exhibit duplicate items or processes at the County Fair. No two exhibits from the same pattern, recipe, etc. will be accepted.
17. All exhibits selected to compete in the Iowa State Fair must have appropriate information added before State Fair entry if it is directed by the Judge. Written evaluation forms will be available to each exhibitor at exhibit release time.
18. Awards will be presented to each of the 4-H State Fair qualifiers in the Exhibit Building.
19. Exhibits will be released on Sunday, July 28th at 9:00 pm and Monday, July 29th from 8:00 am —12:30 pm. Please plan to have projects picked up by 12:30 pm on Monday, July 29th. Will not be responsible for loss or damage of exhibits but every care will be taken to assure their safety.

## State Fair

1. Winning exhibits eligible for the State Fair will be taken by an Extension Staff Member or Volunteer to and from the State fair Except when an article is too large for transport in a car, then the 4-H member will be responsible for transporting their exhibit to and from the State Fair.
2. No premium is awarded from State Fair exhibits & Counties are limited in the number of entries to the State Fair.
3. Outfits or accessories which will be worn in either Fashion Revue or Clothing Selection at the State Fair may not be entered as a State Fair Static exhibit from the county.
4. Exhibitors in 4-H classes are not eligible to exhibit in a similar department of the FFA divisions or vice-versa.
5. All Exhibits will be released on Sunday, July 28, 2024, at 9:00pm and Monday, July 29, 2024, from 8:00am-12:00pm. The fair board, building Superintendents, or the County Extension Office will not be held responsible for any left behind exhibits. Please plan to have exhibits picked up by 12:30pm on Monday, July 29, 2024.

## MONROE COUNTY ONLY CLASSES

**Lots 5001-5048 are eligible for County Fair only (If you wish to enter individual vegetable specimens at the Iowa State Fair, they must be entered online at [iowa4holine.com/fairentry.com](http://iowa4holine.com/fairentry.com) Office by July 1, 2024.)**

1. Exhibit must come from member's garden or field. Exhibits will be judged at time assigned to club member.
2. Name of the variety must be on each product.
3. Member must arrange own exhibit.
4. Exhibits are limited to five total Vegetable entries, with a maximum of two varieties in any one class.
5. The publication used as a standard for preparing and displaying vegetables is bulletin 4H-462 "Harvesting and Preparing "Vegetables for Exhibit." This publication will be used as the standard for exhibiting.
6. Each exhibit should be on a standard 9" white paper plate. (PAPER PLATE WILL BE FURNISHED AT THE FAIRGROUNDS)
7. First year exhibitor's class consists of members who are exhibiting vegetables for the first time at the county fair.
8. Exhibitors are limited to three flower entries.
9. Flower entries will not allow additional foliage.
10. Exhibitor must furnish own container for flower entries (pop bottle).

### Division 500

**5001** Beans, Snap 6 specimens

**5002** Beans, Yellow wax, 6 specimens

**5003** Beets, 3 specimens

- 5004** Cabbage, round, 1 specimen
- 5005** Cabbage, red, 1 specimen
- 5006** Cantaloupe, any variety, 1 specimen
- 5007** Carrots, 3 specimens
- 5008** Cucumbers, for slicing, 3 specimens
- 5009** Cucumbers, dill 3-5 inches, 3 specimens
- 5010** Cucumbers, for pickling, 6 specimens
- 5011** Eggplant, standard or traditional, 1 specimen
- 5012** Eggplant, cylindrical, 1 specimen
- 5013** Honeydew Melon, smooth skin, 1 specimen
- 5014** Kohlrabi, 3 specimens
- 5015** Onions, red, 3 specimens
- 5016** Onions, white, 3 specimens
- 5017** Onions, yellow, 3 specimens
- 5018** Onions, other, 3 specimens
- 5019** Peppers, bell, sweet, green, 3 specimens
- 5020** Peppers, sweet, red, 3 specimens
- 5021** Peppers, sweet, yellow, 3 specimens
- 5022** Peppers, sweet, any other variety, 3 specimens
- 5023** Peppers, hot jalapeno, 3 specimens
- 5024** Peppers, hot, new Mexican, 3 specimens (includes Anaheim, Big Slim, Slim Jim, etc.)
- 5025** Peppers, hot, Cayenne, 3 specimens
- 5027** Peppers, hot, any other variety, 3 specimens
- 5028** Potatoes, red, 3 specimens
- 5029** Potatoes, white, 3 specimens
- 5030** Potatoes, other, 3 specimens, includes blue, gold, yellow
- 5031** Pumpkin, sugar pie, 1 specimen
- 5032** Squash, summer, scallop, or patty pan, 3 specimens
- 5033** Squash, summer, zucchini, green, 3 specimens
- 5034** Squash, summer, zucchini, yellow, 3 specimens
- 5035** Squash, summer, any other, 3 specimens
- 5036** Squash, winter, acorn, green, 1 specimen
- 5037** Squash, winter, acorn, acorn, all other colors 1sp
- 5038** Squash, winter, butternut type, 1 specimen
- 5039** Squash, winter, any other variety, 1 specimen
- 5040** Sweet Corn, 3 ears exhibited with husks open on 1 side
- 5041** Sweet Potatoes or Yams, 3 specimens
- 5042** Tomato, red slicing, 3 specimens
- 5043** Tomato, yellow slicing, 3 specimens
- 5044** Tomato, cherry type, 6 specimens
- 5045** Tomato, processing type, 3 specimens
- 5046** Tomato, other, 3 specimens
- 5047** Watermelon, any variety (large or small) 1spec.
- 5048** Any other kind of vegetable not included in any previously named class, 3 specimens

**County Class 200 Single Specimen** - any flower

If you wish to enter class 5101 thru 5407 at the State Fair contact the Monroe

County Extension Office for entry information. or go to <http://iowa4honline.com>. Entries must be made by July 1, 2024.

## **Herbs**

**5101** Parsley, 3 sprigs in bottle of water

**5102** Dill, 3 sprigs, in bottle of water

**5103** Basil, 3 sprigs, in bottle of water

**5104** Any other individual herb, 3 sprigs in bottle of water.

**5105** Collection of 4 herb species to be displayed in separate bottles of water. Specimens should include 3 sprigs with stems of adequate length for each species. Collection **MUST** include species information on card.

## **Ornamentals**

**5201** Pumpkin, decorated, woody stem, any full pumpkin decorated with other vegetables, paint or other material. No carving. 1 specimen

**5202** Pumpkin, miniature, 3 specimens

**5203** Pumpkin, Jack-O-Lantern type, not over 16" tall, 1 specimen

**5204 Gourds**, small ornamentals, 3 specimens

**5205** Gourds, small ornamentals, mixed, 3 specimens

## **Vegetable Container**

### **Display Class**

**5301** The vegetable display must include five or more different vegetable crops grown in the exhibitor's home garden. More than one variety of any particular vegetable can be displayed; however, not more than four items of the same vegetable can be displayed. For example, four tomatoes would constitute one vegetable, e.g., one large red slicing, one cherry tomato, one yellow tomato and one processing tomato. The amount of produce exhibited should fit into the container. The container display will be reduced one placing if it contains more than four vegetables of any one kind, e.g., more than four beans. The vegetables should be prepared for exhibit as instructed in 4H-462, "Harvesting and Preparing Vegetables for Exhibit." Any decorative basket, box, or other decorative container, not larger than one-half bushel in size, can be used. The exhibit will be judged 75% for the cultural perfection of the vegetables and 25% for decorative arrangement. A variety card **MUST** accompany the exhibit with each crop clearly labeled as to the variety.

### **First Year Exhibitor's Class**

**5302** Plate of mixed vegetables exhibited by a 4-H member who has never participated in the Iowa State Fair 4-H Horticulture Show before. Plate is to consist of one tomato, one onion, one pepper and two other vegetables of the exhibitor's choice. A variety card **MUST** accompany the exhibit with each crop clearly labeled as to the variety. The amount of produce exhibited **MUST** fit on one regular plate (large or small).

## **County Vegetable Platter**

### **Class**

**5303** This platter must be exhibited by a minimum of two county 4-H exhibitors who already are exhibiting vegetables in other 4-H vegetable classes. A platter must include 5 different vegetable species. A platter must include 2 tomatoes, 2 onions, 2 peppers, and 2 vegetable species from the following list: 2 beets, 2 carrots, 2 cucumbers, 2 potatoes, 2 summer squash. A card **MUST** accompany the exhibit with the variety information.

### **Class**

**5401** Cabbage (maximum of 3 wrapper leaves), 1 specimen

**5402** Potato, 1 specimen

**5403** Pumpkin (woody stem), 1 specimen

**5404** Squash, zucchini, 1 specimen

**5405** Squash, any other variety with fleshy stem, 1 specimen

**5406** Tomato, 1 specimen

**5407** Watermelon, 1 specimen

## **Monroe County Fair Class Only - #740-1 – Challenge Class**

1. Members may enter one entry in this class in their appropriate age division (Junior, Intermediate, Senior)
2. The winner is based on evaluation of product. A \$5.00 cash award will be presented to the outstanding member in each age division by the Monroe County Fair Board. All entries will receive regular premium according to ribbon placing.
3. You will be asked to evaluate your own Cinnamon Crumb Coffee Cake at the time of fair judging. Judging worksheet is included in this fair book and web page [www.extension.iastate.edu/monroe](http://www.extension.iastate.edu/monroe) and must be completed in front of the judge.
4. Exhibit entry will be 9x9 pan on a firm paper plate or flat cardboard which is labeled with a 4-H entry tag(FairEntry) and accompanied by the Judging Worksheet.
5. The purpose of this contest is to use the following recipe – make, bake, and present your best Cinnamon Crumb Coffee Cake. Be sure to only use the ingredients listed. **DO NOT USE SUBSTITUTE INGREDIENTS.**
6. Exhibits in this class are **NOT** eligible for State Fair consideration or exhibition.

## **Cinnamon Crumb Coffee Cake**

### **Ingredients**

#### **Cake**

- 1 Stick of Butter (softened)
- ¾ Cup Sugar
- 1 tsp Vanilla
- 1 Egg
- 2 Cups Flour
- 2 tsp Baking Powder
- Pinch of Salt
- ¾ Cup Milk

#### **Filling**

- 3 Tablespoons Butter (softened)
- 1 Tablespoon Cinnamon
- ½ Cup Flour
- ½ Cup packed Brown Sugar

#### **Topping**

- 5 Tablespoons Butter (softened)
- ¾ Cup Flour
- ½ Cup packed Brown Sugar
- 1 Tablespoon Cinnamon

### **Preparation**

1. Preheat oven to 350°F.
2. In the bowl of a mixer, cream together butter and sugar, scraping down the sides. Add the vanilla and egg mix in.
3. In a separate bowl mix together flour, baking powder and salt. Add half to the mixer. When combined add the milk. Once milk is mostly incorporated add the rest of the flour mixture.
4. To make filling. In a small bowl, pinch together the softened butter, flour, sugar, and cinnamon until soft crumbs form.
5. To make topping. Add the butter, flour, brown sugar and cinnamon to a food processor and pulse until coarse crumbs form. (You can cut in with forks or pastry cutter)
6. Grease a 9x9 baking pan. Pour in ½ of cake batter and spread to all four corners. Sprinkle the filling over the top, then pour in remaining cake batter, and spread carefully across the top, disturbing the filling as little as possible.
7. Sprinkle on the topping over the top and press lightly so it adheres.
8. Bake in preheated oven for 45-50 minutes, until toothpick inserted comes out clean. Cool to warm on wire rack before serving.

Recipe Source: Jacqueline





# Challenge Contest Scorecard

2024



Name \_\_\_\_\_

Jr.

Int.

Sr.

	Very Good	<u>Needs Improvement</u>	
		Some	Much
<b>Appearance:</b>			
Uniform size			
Color (Not pale or overly brown)			
Uniform Shape			
<b>Texture:</b>			
Characteristic of type-			
Fine or medium-fine holes			
Soft, tender, moist, crisp or chewy, depending on variety			
<b>Flavor:</b>			
Pleasing blend characteristic of Ingredients used			
No rancid fat, soda, or other off flavor			

Comments:

Judge's Placing

Blue

Red

## MONROE COUNTY BUCKET OF JUNK

### RULES:

1. Each team will be made up of one 4-H member and one adult.
2. Each team will get one bucket. Each bucket will have **similar** “junk”.
3. The goal is to use all the items in the bucket to create a sculpture or lawn art piece.
4. You will be asked to name your creation when you turn in the finished project.
5. You may clean, sand, weld, glue, cut, bolt, fasten, bend, shape paint or finish the items that you are provided. You may add your own items, but all items from the bucket **must** be used.
6. Entries will be judged on artistic merit, technical merit and on the member's County Class Exhibit write-up.
7. All entries will be judged at the fairground's 4-H exhibit building on Thursday, the day of regular 4-H/FFA judging.
8. All entries must be completed and delivered to the Monroe County Fairgrounds Wednesday of fair **between 5:00 pm – 9:00 pm in the Exhibit Building**.
9. Please return your bucket to the Extension Office; they will be used for next year's challenge.
10. These projects will not be eligible to advance to the State Fair.
11. The finished projects will be auctioned off at the fair by Silent Auction. The Auction will be located, in the Exhibit Building. The proceeds will go to Monroe County 4-H Enrollment Fund.
12. Special Cash prizes will be given to at least the top 4 challenge winners.

## MONROE COUNTY ONLY STATIC EXHIBITS

### Class Description

This class is open to any Static Exhibit the 4-H member made during the current year. Exhibit Building General Rules and 4-H Department Exhibit Class Rules and Regulations apply to the Monroe County Static Exhibits. Example: 10320 Photography rules apply to this class.

### County Only Static Exhibits Special Rules:

1. Exhibits in this class are NOT eligible for State Fair Consideration or Exhibition.
2. Exhibits are eligible for Monroe County Special Awards.
3. A County Class Exhibit Form and Entry Tag (FairEntry) must be completed for each exhibit.

### 4-H Exhibits Class Descriptions

Most exhibit classes have specific guidelines and requirements that will be included in the judging process. Members are strongly encouraged go to [www.extension.iastate.edu/4h/exhibit-tip-sheets](http://www.extension.iastate.edu/4h/exhibit-tip-sheets) for information on judging criteria for exhibits that they create from their 4-H project learning.

## **ANIMALS**

**10110 Animal Science** - An exhibit (other than the animal itself) that show learning about a large or small animal including beef, dairy cattle, dairy goats, dogs, horse and pony, meat goats, pets, poultry, rabbits, sheep, and swine. Ownership of an animal is not required.

**10120 Veterinary Science** - An exhibit that shows learning about keeping animals healthy, animal diseases, animal/human interaction, or other learning related to Veterinary Science.

## **AGRICULTURE AND NATURAL RESOURCES**

**10210 Crop Production and Plant Science** - An exhibit that shows learning about the growth, use, and value of field crops, plant growth, soils and soil fertility, or any other learning related to crop production and plant science.

**10220 Conservation, Environment and Sustainability** - An exhibit that shows the connections between humans and their environment including energy, energy conservation, stewardship, conservation, creating habitat, etc.

**10222 Entomology** – An exhibit (excluding live specimens) that shows learning or is an outgrowth of an entomology or bee project experience. Includes specimen collections and may include products (for example Honey) or equipment as part of the display.

**10224 Fish and Wildlife** - An exhibit that shows learning about a fish and/or wildlife project or program such as identification, habitats, harvest, taxidermy, etc. Any specimens must have been legally taken and must include information about date and location of harvest, and who the specimen was acquired from if not self-harvested. Feral pigs (including Russian/European Boar) are NOT permitted in taxidermy exhibits.

**10226 Forestry** - An exhibit, including collections, that show learning from participation in a forestry project or program.

**10230 Horticulture and Plant Science** - An exhibit that shows learning about the growth, use, and value of plants, soils, small fruit production, vegetable and flower gardens, plant nutrition, careers, etc. (Garden crops and herbs are exhibited in classes in the 4-H Horticulture Department under 4-H Livestock and Horticulture.)

**10235 Home Grounds Improvement** - An exhibit that shows learning about landscape plans, selection of landscape plants, ornamental garden features, home yard improvement, storage sheds, careers, etc.

**10240 Outdoor Adventures** - An exhibit that shows learning about backpacking, biking, camping, canoeing, fishing, hiking or other outdoor activities.

**10250 Safety and Education in Shooting Sports** - An exhibit that shows learning about safe and responsible use of firearms and archery equipment or wildlife management. (The exhibit may not include actual firearms; archery equipment allowed if tips are removed from arrows).

**10260 Other Agriculture and Natural Resources** - An exhibit that shows learning about agriculture or natural resources and does not fit in any of the classes listed above.

## **CREATIVE ARTS—Visual Arts & Photography**

**10310 Music** - An exhibit that shows learning about musical performance, composition and arrangements, instruments, musical styles, or history.

**10320 Photography** - An exhibit, either photo(s) or an educational display, that shows learning about photography from choosing a camera to modifying your photo. Still photos only, not video.

1. Photographs may be either black and white or color. Photographs must have been taken since your county fair of the previous year.
2. Photographs should be a minimum of 5" x 7". Finished size (including mounting/matting) of single photographs may not exceed 11" x 14". Exception: Panoramic photos must not exceed 11"x24" in length.
3. All photographs must be printed on photographic paper and must be mounted and/or matted. Maximum thickness of finished project must not exceed 1/2" thick.
4. Mounted photos can be (a) flush-mounted [no board showing] on mounting board, or (b) with mount borders [window mat or flat mount directly on board]. Exhibitors may cut their own mounting boards, use ready-cut window mats or have matting done professionally.
  - 4-H members are responsible for design decisions such as mounting, matting, color, and size.
  - Framed photographs (including floating frames) will not be judged.
5. A series is a group of photographs [3 to 5] that are related or tell a step-by-step story. Photographs must be mounted together and numbered in story order or sequence. Finished size of individual photographs in a series must be a minimum of 5"x7" and should not exceed 6"x8".
6. Edited photos should include a copy of the photo before edits.
7. Subject matter of photographs must be in good taste and be appropriate for public display in a 4-H setting.
8. Photographs depicting unsafe practices or illegal activities will not be displayed.
9. Iowa State Fair 4-H photography exhibitors must use the Photo Exhibit Label to provide required information for photo exhibits.
10. Exhibitors entered in 4-H Photography are not eligible to exhibit in the FFA Photography Show and vice-versa.

**10340 Creative Photography** - A photographic image that was creatively edited or modified beyond reality in a creative, imaginative, and experimental way to make it more interesting and visually engaging. Could be a composite or multiple photographs.

### **Creative Photography Special Rules:**

1. Photograph/image may be mounted/matting.
2. If mounted, photograph/image must be mounted on a foam core no smaller than 5" in length or larger than 14" length.
3. Photograph/Image can be digitally created.
4. Exhibit must have the most current Photo Exhibit Label on back with required information for photo exhibits. Exhibit write up should include additional information about the processes and decisions used to develop the exhibit.

5. Subject matter must be in good taste and be appropriate for public display in a 4-H setting.

6. Photographs depicting unsafe practices or illegal activities will not be displayed.

**10345 Photography Idea/Educational Display** - An exhibit that demonstrates learning about photography that does not fit into any previous photography class. This class may include educational displays about printing, processing, editing, marketing, branding, merchandising, etc. as it relates to photography.

**10540 Digital Storytelling** (Entries will be entered through Personal Development Class 10540)- An exhibit that demonstrates the application of technology to produce a creative film/movie/video. Exhibits may include a finished movie or video, creation of detailed storyboard, editing techniques using digital video software, production techniques, or other display to share what was learned. Copyright permission must be obtained for any non-original material included as part of film/movie/video.

### **Visual Arts Rules:**

1. Items entered must be ready for display in the home, gallery, or intended final display location: pictures framed, wall hangings and pictures ready to hang, etc. Make sure hangers are strong enough to support the item. Command Strips or other quick attach products are usually not adequate hangers. Items not ready for display will be dropped one ribbon placing.
2. Exhibits made from kits or preformed molds will not be accepted. Exception: Preformed molds (greenware, whiteware) may be used to provide the appropriate surface for a process technique or application of original design.
3. If the exhibit is a finished art object, the source, or inspiration of the design, design sketches, or other process for creating the object and design must be included. For additional information see the Visual Arts and Design Elements & Art principles Exhibit Tip Sheets at [www.extension.iastate.edu/4h/exhibit-tip-sheets](http://www.extension.iastate.edu/4h/exhibit-tip-sheets).
4. If the exhibit is a finished art object information must be included explaining the application of design elements and art principles used in creation of the work.
5. Original works of art must be a creative expression of a design unique to the artist or represent a significant modification to an existing design to make a new and original statement by the artist.
6. Exhibition of derivative works created by a 4-H member is prohibited without the written permission of the original copyright holder/owner. Use of copyrighted or trademarked designs, images, logos, or materials in 4-H visual arts exhibits is prohibited unless written permission has been obtained from the copyright or trademark holder/owner. For additional information, see 4-H Exhibit Copyright Information at <https://www.extension.iastate.edu/4h/visual-art>.

**10350 Visual Arts Original Art** - An exhibit that shows learning through creation of original art. Original art is a one of a kind, non-replicable design of your creation. By using one medium or a combination, an individual creates an authentic work of art that is not recognizable as another's work. You must

explain the application of the most relevant design element(s) and art principle(s) featured in this exhibit. Describe your inspirations, reasons, feelings, and/or motives for creating this work of art.

**10355 Visual Arts -Design, Process, or Technique Exploration** - This class emphasizes process and provides the opportunity to explore a medium, practice a skill, or study and apply elements and principles of art and design. An explanation of the application of design elements or art principles used when making the exhibit must be included. This exhibit may be an object, portfolio, display, poster, or organized sketchbook. If a non-original design source is used, its origin (where the idea was found, any pictures, sketches, etc.) must be credited, acknowledged, or have copyright permission obtained. See visual arts special rule #5 and #6.

**10360 Visual Arts - Other Visual Art Ideas/Topics** - Exhibits might include the study and research about an individual artist, style, craft, business or marketing process, planning group tour, career options, etc.

## **FAMILY & CONSUMER SCIENCES**

**10410 Child Development** - An exhibit that shows learning about children. An exhibit could include careers in child development, caring for children with special needs, childcare, growth and development, or safety and health. An exhibit that includes items intended for use with children, such as babysitting kits, books, learning games, or toys, must include information about what you have learned about children while creating and using the exhibit OR what the child/children learned from their use of the item(s) in the exhibit.

**10420 Clothing and Fashion – Constructed/Sewn Garments & Accessories** - A constructed garment or accessory (sewn, knitted, crocheted, or other process) that shows learning about style, fashion, design, thrifty spending, wardrobe planning, types of fabrics, and/or clothing care. Exhibits must be intended to be worn by humans.

**10422 Clothing and Fashion – Purchased Garments & Accessories** - Purchased garments or accessories that shows learning about style, fashion, design, thrifty spending, wardrobe planning, types of fabrics, and/or clothing care. Exhibits must be intended to be worn by humans.

**10424 Clothing and Fashion – Other Ideas/Educational Exhibits** - Any other educational exhibit that shows learning about clothing and fashion including but not limited to design illustrations, exploration of clothing styles, careers, clothing care, etc.

### **Clothing and Fashion Rules:**

1. Outfits or accessories which will be worn during the wardrobe Clothing Event may not be entered as a 4-H Iowa State Fair exhibit.
2. Exhibits in classes 10420 and 10422 must include information about application of design elements and art principles. Exhibits in class 10424 should include information about application of design elements and art principles if appropriate for the exhibit.

**10430 Consumer Management** - An exhibit that shows learning through savvy budgeting, comparison shopping, money management, and consumer rights and responsibilities.

**10440 Food & Nutrition – Prepared Product** - An exhibit of a prepared food product that shows skills or learning about cooking, baking, eating, and choosing healthy foods, or safety practices through the making of a prepared food product. See Food & Nutrition Special Rules below and HS 76 “Foods for Iowa 4-H Fairs – Quick Reference Guide” at <https://store.extension.iastate.edu/product/6434> for additional information regarding prepared food products. Display boxes are not allowed for prepared products at the Iowa State Fair.

**10442 Food & Nutrition – Preserved Product** - An exhibit of a preserved food product that shows skills or learning about food preservation through the making of a prepared or preserved food product. Processed honey may be exhibited in this class. See Food & Nutrition Special Rules below and HS 76 “Foods for Iowa 4-H Fairs – Quick Reference Guide” at <https://store.extension.iastate.edu/product/6434> for additional information regarding preserved food products.

**10445 Food & Nutrition – Educational Display** - An educational exhibit (poster, report, display) that shows skills or learning about cooking, baking, eating, and choosing healthy foods, meal planning/preparation & service, safety practices, or food preservation. See Food & Nutrition Special Rules below and HS 76 “Foods for Iowa 4-H Fairs – Quick Reference Guide” for additional information regarding prepared and preserved food products. Exhibits showing learning about meal planning & service must include a menu.

### **Food & Nutrition Rules:**

1. Any exhibit considered to be a food safety risk or portray a food safety risk will not be accepted, judged, or displayed.
2. All food products/exhibits should be appropriate for human consumption.
3. Food product exhibits must be prepared, baked, or cooked using only food grade utensils and containers.
4. Products that require refrigeration will not be accepted, judged, or displayed.
5. Meat jerky products are prohibited.
6. The recipe must be included for any prepared and preserved food exhibit; credit the source of the recipe.
7. Preserved foods must include the Food Preservation Exhibit Label. Only food processed after August 1, 2023, is acceptable. Current USDA and/or Iowa State University guidelines for home food preservation must be used. Processed honey must include the Honey Exhibit Label.
8. Preserved food exhibits must include two product samples. One will be opened for evaluation and discarded; the second will be placed on display and returned to the exhibitor. All perishable food products will be discarded when removed from display.
9. Prepared foods should be placed on a firm disposable plate or flat cardboard. Place food product exhibit in a Ziplock plastic bag with entry tag fastened outside the bag. Recommended number of items to include with the exhibit: Cookies, cupcakes, bars, muffins, rolls, etc. – four (4) to six (6) items Cakes, loafs, pies, etc. – one (1) whole product.

10. The use of alcoholic beverages in the preparation or production of 4-H food exhibits is NOT permitted.

**10450 Health** - An exhibit that shows learning through food choices, physical activity, safe activities, skills such as first aid and CPR, careers, and/or healthy lifestyle choices.

**10460 Home Improvement** - An exhibit that shows learning in planning, improving and caring for your home living space, including extended personal living areas immediately adjacent to the home. Exhibits may include new or refinished/reclaimed/restored items. Exhibits showing learning about home design, furniture, home accessories, and fabrics must include information about how design elements and art principles were applied.

### **Home Improvement Special Rules:**

1. Items entered must be ready for display in the home: pictures framed, wall hangings and pictures ready to hang, etc. Make sure hangers are strong enough to support the item. Command Strips or other quick attach products are usually not adequate hangers. Items not ready for display will be dropped one ribbon placing.
2. Exhibit write-up/information must include source of inspiration and/or references indicating where the idea or information was obtained, giving credit to original author(s), designer(s), artist(s).

**10470 Sewing and Needle Arts** – A constructed item (sewn, knitted, crocheted, or other process) that shows learning and skill in sewing, knitting, crocheting, or other needle arts. May include the construction of household items such as pillowcases, curtains, table runners, quilts, wall hangings, etc. Exhibits in this class are not intended to be worn by humans.

**10472 Sewing and Needle Arts: Other Ideas/Educational Exhibits** - Any other educational exhibit that shows learning about sewing and needle arts including construction techniques, use and care of fabrics and fibers, design illustrations, decorative processes, careers, etc.

Note: Exhibits in classes 10470 and 10472 should include information about application of design elements and art principles if appropriate for the exhibit.

**10480 Other Family and Consumer Science** - An exhibit that demonstrates learning about a family and consumer science topic that does not fit any other Family and Consumer Science class listed.

**10490 Thrifty Meal Challenge** – Create a balanced, nutritious meal for family of four (4) that includes a serving from each of the five food groups with a budget of \$11.

### **Special Rules Thrifty Meal Challenge:**

1. Each county may advance one (1) exhibit in this class to the Iowa State Fair.
2. All entries will receive an evaluation and ribbon.
3. Exhibit may be from an individual or group effort.
4. The total expense on receipt(s) must not exceed \$11.
5. The meal must serve four (4) people, with a serving for each person from each of the five (5) food groups: Fruit, Vegetable, Protein, Grain, and Dairy.
  - a. Recommended portion sizes per person: ½ cup fruit, ½ cup vegetable, 3-ounce protein, 1-2 ounce grain, 1cup equivalent dairy.



- b. If there is a dairy allergy, you may substitute it with a calcium-rich item, but you will need to indicate the allergy and identify how the item substituted provides enough calcium.
6. The exhibit will be a poster (maximum size 20" x 30") that includes:
- A copy of the Thrifty Meal Challenge Worksheet attached to the back of the poster.
  - The menu, the outline of food items, and appropriate portion size for each food item.
  - Meal type (breakfast, lunch, or dinner)
  - Copy of grocery receipts (up to 2)
  - Photos of participant experience: grocery shopping, food preparation, and prepared meal.

For more information about this: <https://www.extension.iastate.edu/4h/meal-challenge>.

## **PERSONAL DEVELOPMENT**

**10510 Citizenship and Civic Engagement** - An exhibit that shows learning about or contributing to your community, your country, or your world.

**10520 Communication** - An exhibit that shows learning about written, oral, or visual communication skills. Includes learning from participation in Theatre Arts projects or programs such as puppets, stage design, etc. May include original creative writing, poetry, fiction, and non-fiction, etc.

**Purpose:** Provide an opportunity for 4-H'ers to communicate with and tell a story or idea visually about 4-H to the general public using the non-verbal form of communication on a poster.

**10530 4-H Poster Communication Exhibit** –Special poster exhibit to visually tell a story or idea about 4-H to the general public. Exhibitors must use one of the following themes:

- 4-H is . . . (open to 4-H members interpretation)
- Join 4-H
- I <3 4-H (2023 National 4-H Week theme)
- Explore the Jungle of Opportunities in 4-H (variation of 2024 Iowa 4-H Youth Conference theme)
- 4-H Fever (variation of 2024 Iowa State Fair theme)

### **4-H Poster Communication Rules:**

1. Only one poster per 4-H member may be entered. Limit of two posters per county can advance to the Iowa State Fair.
2. All posters must be designed on, or affixed to, standard poster board or foam core board -- size minimum of 14" x 20" or maximum of 15" x 22".
3. Posters may be vertical or horizontal. Posters may be any medium: watercolor, ink, crayon, acrylic, charcoal, oils, collage, etc.
4. Posters cannot be 3-dimensional. Materials used to make the poster may not extend more than 1/8 inch above the poster or foam core board.
5. Each poster must have the completed Poster Exhibit Entry Form attached to the back.

6. Posters cannot use copyrighted material or exact copies of other promotional designs, such as the Iowa 4-H Youth Conference theme logo.
7. 4-H members may include the 4-H clover in the poster.
8. All 4-H Communication Poster participants will receive Certificates of Recognition and written evaluation comments. Outstanding posters will receive Seals of Merit. Superior poster will receive Seals of Excellence.

**10540 Digital Storytelling** – (See also Creative Arts) An exhibit that demonstrates the application of technology to produce a creative movie/film/video. Exhibits may include a finished movie or video, creation of a detailed storyboard, editing techniques using digital video software, production techniques, or other display to share what was learned. Copyright permission must be obtained for any non-original material included as part of a film/movie/video.

**10550 Leadership** - An exhibit that shows learning about leadership skills and influencing others in a positive way.

**10560 Self-Determined** - An exhibit that shows learning as part of your 4-H adventure and does not fit any other class.

### **Personal Development Special Rule:**

1. Exhibits entered in the Personal Development classes should include reflection by the 4-H member stating how they personally grew or benefited from the exhibit. Why was this exhibit important to them as a person?

## **SCIENCE, ENGINEERING & TECHNOLOGY**

### **Science, Engineering, and Technology Special Rule:**

1. Exhibitors entered in the 4-H Science, Engineering & Technology classes are not eligible to exhibit in similar FFA Ag Mechanics classes and vice-versa.

**10610 Mechanics** - An exhibit that shows skills or learning about general mechanics or engineering solutions or that involve a combination of skills.

**10612 Automotive** - Repaired or restored vehicle (**Note: vehicles will be on display at the Iowa State Fair one day only, (tentatively) Thursday August 8.**)

**10613 Automotive** - Educational display showing learning about an automotive idea including automotive maintenance, auto operations, auto safety, or automotive systems.

**10614 Electric** - Constructed or repaired article or educational display that shows skills or learning about electric wiring, appliances, lighting, electrical energy sources, safety, etc.

**10615 Small Engine** - Repaired or restored operating engine or educational display or other type exhibit that shows skills or learning about small engines. This class includes repaired or restored lawn tractors, small motorcycles, go-karts, etc.

**10616 Tractor** - Repaired or restored tractor. Note: A conference judging opportunity for exhibitors of repaired or restored tractors in class 10616 will be offered during exhibit check-in at the Monroe County Fair. (Conference judging may not be available during all check-in times.) Tractors will be displayed

outside throughout the Monroe County Fair. Release time Sunday, July 28, after 9:00 p.m.

**10617 Tractor** - Educational display showing learning related to tractors, tractor mechanics, tractor operations, or tractor safety.

**10618 Welding** - Constructed item or educational display that shows skills or learning about welding.

**10620 Woodworking** - An exhibit that shows learning about wood, woodworking techniques, and safe uses of woodworking tools and machines. Exhibits may include newly constructed or refinished/reclaimed/restored wood items.

**10630 Science, Engineering & Technology** - An exhibit that shows learning about or helps explain how science and technology help us interact with the world. Topics include aerospace, biological and chemical sciences, computers & networking, earth & climate, geospatial mapping (GPS/GIS) or any other application of Science, Engineering, or Technology.

**10632 Aerospace** - Educational display or other exhibit (including flyable models) showing learning about an aerospace idea or topic.

**10634 Robotics** - Educational display or other exhibit (including working robots) that shows learning about robotics and robotic systems.

# 4-H CLOTHING AND COMMUNICATION EVENT

**Superintendent**

Jody Buckingham

## CLOTHING AND COMMUNICATIONS RULES:

The Monroe County Clothing Event will be held at Monroe County Fairgrounds Exhibit Building starting at 1:30p.m., on Monday, July 22nd, 2024.

1. Members wishing to participate in the Monroe County Clothing Event must be registered by Monday, July 8, 2024, at 4:30p.m. Please register by calling, emailing, or stopping by the Extension Office.
2. Members must have their appropriate judging forms completed before the event and must include a picture of yourself in the outfit.
3. Pick up appropriate judging forms at the Office or on-line at [www.extension.iastate.edu/monroe](http://www.extension.iastate.edu/monroe)

4. General appearance, posture and accessories will be taken into consideration. Awards and premiums will be presented at a style show to be held at the Monroe County Fair (Please see Fair Schedule for date and time). State Fair winners will be announced at that time from among the senior members.
5. All participants will receive ribbon premiums. An added \$10.00 bonus per participant, will be presented by the Monroe County Fair Board to all exhibitors that participate in the Clothing and Communications Event at the 2024 Monroe County Fair. (see Fair Schedule for date and time)
6. To be eligible for the Iowa State Fair 4-H Clothing Event, a member must be in the senior 4-H designated level (completed grades 9-12 the same year as the event). Participants may have previously represented Monroe County in 4-H Fashion Revue.
7. Each county may send the following number of participants in each class to represent their county, selected from each of the county's events:
  - a. Fashion Revue Class: Four participants total with no more than two (2) participants with an entry in any given category (athletic wear, formal wear, everyday wear, costume).
  - b. \$20 Challenge Class: Four participants total with no more than two (2) participants with an entry in any given category (athletic wear, formal wear, everyday wear, costume).
  - c. Clothing Selection Class: Four participants total with no more than two (2) participants with an entry in any given category (athletic wear, formal wear, everyday wear, costume).
  - d. Innovative Design Class: Four participants total with no more than two (2) participants with an entry in any given category (athletic wear, formal wear, everyday wear, costume).

### **FASHION REVUE** (constructed clothing garment)

1. The purpose of this class is to encourage the construction of a personal garment or outfit.
2. Consideration is given to fit, color, style, suitability, quality of construction, stage presentation, and required care.
3. Youth participants will model a garment or outfit they constructed, hand-knitted, machine-knitted, or crocheted during the current 4-H year.
4. A garment or outfit consists of one to three pieced such as, but limited to, party clothes, tailored suits, vest, slacks, shirt, skirt, active sportswear, and/or coats.
5. Blouses, shirts, and sweaters are usually considered garments. If they are used to complete an outfit, they may be constructed or selected.
6. All other accessories and undergarments may be constructed or selected.

### **CLOTHING SELECTION (purchased clothing)**

1. The purpose of this class is to select and/or purchase an outfit that represents the 4-H member's goal or intended use for the selected outfit.
2. Judging is based on fit, color, style, suitability, quality and construction features, stage presentation, required care, and cost comparison.

3. There is no consideration in the judging on the amount spent, only in the process of record keeping and reflection on the cost of the individual item as part of the process.
4. Outfits may be purchased at a department store, boutique, online store, sidewalk sales, retail shops or mall stores. Outfits may also be purchased at garage sales or other secondhand venues at any price point. Outfits may be gifts, hand-me-downs, relative or friend's modern or vintage clothing, or existing personal clothing, as long as the 4-H member selected the item as part of this specific outfit for the stated purpose.
5. Home sewn clothing that was not sewn specifically for the participant are acceptable, such as purchases from a used clothing store.

## **THE \$20 CHALLENGE**

1. The class is designed to expand the 4-H member's shopping experience to shopping venues emphasizing recycling, reducing, and reusing. Outfits must be purchased at a garage sale, consignment store, thrift store, secondhand store, or similar place.
2. Online venues are allowed and must be second-hand in nature. Shipping and handling are not included in the total calculations.
3. Traditional shopping venues may not be used, regardless of a low regular or sale price. Hand-me-downs or clothing as gifts do not qualify for this class.
4. Twenty dollars is the purchase price limit including tax. However, some secondhand stores and venues do not typically charge sales tax.
5. Receipt(s) for every item included as part of the calculated total must be submitted with the entry. A garage sale receipt can be a piece of paper with the name of the location such as "Jane Doe garage sale", date, amount paid, and signature of person selling at the garage sale. If the outfit was free at the garage sale, "free" can be listed on the report form and the receipt. Failure to provide receipts will be reflected in the evaluation.
6. An outfit consists of major clothing pieces such as a shirt, sweater, jacket, and pants and/or a dress. Shoes, undergarments, and accessories are not included in the \$20 purchase price limit.
7. Alterations are permitted to achieve a desired look or fit.
8. There is no additional considerations for an outfit that totals less than \$20.
9. The outfit pieces should be purchased to meet the 4-H member's goal or intended use for the purchased outfit, and the 4-H member should have had an experience in choosing shopping alternatives, evaluating fit, quality and construction features, price, and cost comparison.

## **INNOVATIVE DESIGN**

1. The purpose of this class is to encourage creativity and out-of-the-box thinking when creating an outfit.
2. These designs can be theatrical costumes, cosplay, wearable technology, sustainable/upcycled fashion, accessible fashion, and/or outfits that use unconventional materials.
3. The outfit must be showcased as a worn garment modeled by the exhibitor or by the individual that it was designed for.

4. Exhibitors may make their garment entirely, or permanently alter the silhouette of pre-existing materials through some method of permanent alternation or addition.
5. Consideration is given to originality and innovation.

## **COMMUNICATIONS**

**PURPOSE:** The Communication Event program provides opportunities for 4-H youth to develop their personal communication skills by sharing talents, knowledge, or information with others. The events provide a series of developmental experiences for different age levels.

1. The County Communications judging event will be Monday, July 22, 2024, 1:30p.m. at the Monroe County Fairgrounds Exhibit Building. Judging will begin in the afternoon. All members must sign up for the Communication Event at the Monroe County Extension Office by Monday July 8, 2024, at 4:30p.m.
2. Counties may send up to 6 Educational Presentations, 4 Working Exhibits, 3 Share-The-Fun, and 2 Extemporaneous Speakers. Limit of two (2) 4-H Poster Communication entries per county. Iowa State Fair participants must be 5th-12th grade. See individualized event rules for variations on these guidelines.
3. Judges will make final decisions and awards will be given at the Communications Event during the Fair.

## **GENERAL COMMUNICATION EVENT PROGRAM RULES AND REGULATIONS:**

1. 4-H members who have completed 4th grade through 12th grade (or that equivalent) in 2024 are eligible to participate.
2. Educational Presentations and Working Exhibit may be given by one or more 4-H members. Teams consisting of youth of mixed grades will be entered in the class of the member in the highest-grade level (i.e. a team with a 5th grader and an 8th grader must be entered in the intermediate/senior class).
3. Topics selected by the 4-H members should be an outgrowth of their 4-H experience(s). Topics should be appropriate for presentation to a general audience.
4. Participants in the 4-H Communication Program are expected to wear appropriate clothing representative of the 4-H Youth Program and/or the topic of the presentation. Where distinctive clothing is not involved, clothing that alerts the public that it is a 4-H member giving the presentation is strongly encouraged.
5. 4-H members must always use sanitary and safe procedures and methods at all times. Educational Presentations and Working Exhibits involving food must follow established food safety guidelines.
6. All participants are expected to comply with all copyright/trademark regulations. Copyrighted material may not be distributed without permission.
7. All participants will receive ribbon premiums. An added \$10.00 bonus per participant, will be presented by the Monroe County Fair Board to all exhibitors

that participate in the Clothing and Communications Event at the 2024 Monroe County Fair. (see Fair Schedule for date and time)

**11100 Educational Presentation-** Provide an opportunity for 4-H members to demonstrate communication skills by presenting knowledge, information, or a process to an audience.

**Educational Presentation Rules:**

1. Time limit. Junior Presentations (5<sup>th</sup> and 6<sup>th</sup> grade) must not exceed 15 minutes. Intermediate/Senior Presentations (7<sup>th</sup>-12<sup>th</sup> grade) must not exceed 20 minutes. Presenters will be verbally told to “STOP” when they exceed the time limit.
2. Participants must turn in a completed Educational Presentation Report form during event check-ins.
3. Presentation content must be the original work of the presenter(s). Extensive paraphrasing from other sources is prohibited. Use of brief quotations or excerpts of from other work(s) is permitted provided the source is identified.
4. A judge’s critique/conference with each participant will be included.

**11200 Working Exhibit-** Provide an opportunity for 4-H members to communicate, interact with, and teach an audience in an informal and experiential way.

**Working Exhibit Rules:**

1. Time limit: All participants/teams will be scheduled for a 30-minute period.
2. Participants must turn in a completed Working Exhibit Report form during event check-in.
3. 4-H members may participate in one Working Exhibit per year.
4. A judge’s critique/conference with each participant will be included.

**11300 Share-The-Fun-** Provide the opportunity for 4-H members to share their skills and talents before an audience purely for the sake of enjoyment.

**Share-The-Fun Rules:**

1. Eligibility: 4-H members who have completed 5<sup>th</sup> grade (or that equivalent) in 2024. Exception: If the Share-The-Fun act involves a whole club, the following criteria must be applied to determine if the club can be entered in the Share-The-Fun Program at fair.

\*At least 80 percent of the performing group must have completed 5<sup>th</sup> through 12<sup>th</sup> grade in 2024.

\*Clover Kids are not eligible to participate.

2. Share-The-Fun performances must not exceed six (6) minutes in length.
3. Skits, songs, stunts, short one-act plays, dance, and other entertainment are acceptable. All performances must be appropriate for presentation to a general audience.
4. All acts must turn in a completed 4-H Share-The-Fun Report form at the event check in to confirm stage setup, cue music, etc.
5. General judge’s comments for the entire show will occur at the fair. No individual conference with the judge will occur.

**11400 Extemporeous Speaking-** Encourage the development of communication skills by providing an opportunity to think, organize thoughts, prepare a speech, and respond to questions when given a limited amount of preparation time.

**Extemporeous Speaking Rules:**

1. Participants must be senior 4-H members- completed 9<sup>th</sup> through 12<sup>th</sup> grade (or that equivalent) in 2024.
2. Each county may enter a maximum of two (2) entries. Individuals may participate once per year at the fair.
3. Program format:
  - a. Thirty minutes before the speech, each participant will draw three of the available topics, selecting one to speak on
    - \*The selected topic will not be available to the other participants in the speaker's assigned room. The general nature of the topics will be related to 4-H. The other two topics drawn but not chosen will be returned to the available topics for the other participants.
  - b. A preparation room is to be used with one participant per speaking site admitted initially and one additional participant per speaking site admitted each 15 minutes as the program progresses. A participant may not leave the preparation room until it is time to speak, nor may a participant receive help from a parent, leader, other adult, or any other youth. A program official will assist participants with the time requirements.
  - c. All reference material must be screened by a program official on the following basis:
    - \*Participant may bring their own books, magazines, or newspaper clipping for referment during the thirty minutes of preparation.
    - \*Reference material must be printed material such as books, or magazines (cannot be notes, outlines, or speeches prepared by the participant or by another person for use in the program).
    - \*Some relevant material will be available in the preparation room. This material will consist of historical material related to the 4-H program.
  - d. Each speech shall be the result of the 4-H members own efforts using approved reference material that a participant may bring to the preparation room. No other assistance may be provided. Plain note cards will be provided for each participant in the preparation room. If the notes are used, the note cards provided must be used in delivering the speech.
  - e. Only notes made during the preparation period may be used.
  - f. Each speech shall be not less than four but no more than six minutes with five minutes additional time allowed for related questions, which shall be asked by the judge. The participant will be shown timecards in an ascending order (1, 2, 3, 4, 5) by the timekeeper. "Stop" will be said at six minutes.
  - g. The program keeper will introduce each participant by name, the county they represent, and read the selected question.
  - h. Participants are not permitted to use any props, gadgets, posters, or audiovisuals of any sort. A podium will not be available.
4. Speeches will be evaluated using the following criteria:
  - a. Content related to topic



- b. Knowledge of subject
  - c. Organization of material
  - d. Power of Expression
  - e. Voice
  - f. Stage presence
  - g. General effect
  - h. Response to questions
5. A judge's critique/conference with each participant will be included.



# FFA EXHIBIT RULES



## Advisors-

**Melissa Appel- Agri-Power FFA**  
**Daryl Schofield- Albia FFA**  
**Jordan Moody- Twin Cedars FFA**  
**Paige Adams- Moravia FFA**

## Monroe County Fair FFA Exhibit Classes

Open to any FFA member of the Albia, Agri-Power, Moravia, or Twin Cedars Chapters.

All entries must be entered on the Thursday of the fair between 9:00-11:00am

Entries must be picked up by Monday noon of the fair.

Entries need to be delivered to the designated area in the 1<sup>st</sup> Exhibit Building.

## Ag Mechanics

Maximum of 2 entries per class in Ag Mechanics

All projects should be the work of the exhibitor

### Class #

- AM-1 Restored Tractor
- AM-2 Computer Designed Projects
- AM-3 Restored Farm Equipment
- AM-4 Outdoor Woodworking
- AM-5 Small Metal Working/ Welding (under 9 Sq Ft)
- AM-6 Medium Metal Working/ Welding(9-30 Sq Ft)
- AM-7 Large Metal Working/ Welding (Over 30 Sq Ft)
- AM-8 Indoor Woodworking
- AM-9 Class Project

## Photography

1 side of photo must be a minimum of 6.5 inches.

No side of photo may be larger than 14 inches.

Maximum of 3 entries per class in Photography.

Matted frame recommended but not required.

### Class #

- P-1 Black & White toned (Any Agriculture Subject)

- P-2 Color (Any Agriculture Subject)
- P-3 Animals-Birds-Wildlife (Black & White or Color)
- P-4 Still Life Compositions (Advertising Products) (Black & White or Color)
- P-5 Iowa Landscape (The surroundings in Iowa in which we live) (Black & White or Color)
- P-6 Landscape (Outside Iowa) (The surroundings outside of Iowa) (Black & White or Color)
- P-7 Plants
- P-8 FFA (Activities- Events- Projects- Etc.) (Black & White or Color)
- P-9 Supervised Ag Experience (Must be the students SAE project) (Black & White or Color)
- P-10 Ag Photo Essay (3-6 photos, no captions, all photos 5x7 or 8x10) (Black & White or Color)
- P-11 Contemporary/Creative (Any manipulated image, original photo must be attached to the back of matting)
- P-12 Theme Class (2024- Gates &/or Fences)
- P-13 Iowa Farm Winter Scene

## **Farm Crops**

Each entry tag must show variety name. If no variety is listed, the entry will not be placed.

Do not cut off or remove tips of ears.

Gallon Jar entries should be filled to 1.5" from mouth opening.

Maximum of 2 entries per class in Farm Crops.

Sheaf entries should be 3" in diameter and dried.

## **Class #**

### **Corn**

- FC-1 Single Ear Dent Corn (Last year's harvest)
- FC-2 Longest Ear- Any Corn Hybrid\_(Last year's harvest)
- FC-3 10 Ears Dent Corn (Last year's harvest)
- FC-4 30 Ears Dent Corn (Last year's harvest)
- FC-5 Gallon Shelled Corn- Dent Corn (Last year's harvest)
- FC-6 Bushel Basket
- FC-7 5 Ears New Crop Dent Corn

### **Popcorn/Ornamental Corn**

- FC-8 Popcorn 10 Ears (White or Yellow)(May be separated into 2 classes if minimum of 3 entries/color)
- FC-9 Ornamental 5 Ears (Single Color or Multi Color, ears longer than 5")
- FC-10 Ornamental Miniature 5 Ears (Ears less than 5" long)
- FC-11 Ornamental Single Ear
- FC-12 Ornamental Display (5 Ears with husks joined at the husks)

### **Small Grains**

- FC-13 Gallon Jar- Any Wheat
- FC-14 Gallon Jar- Any Oats
- FC-15 Gallon Jar- Any Barley

FC-16 Gallon Jar- Other Small Grain

**Soybeans**

FC-17 Gallon Jar- Any Soybeans (Last year’s harvest)

**Sheaf Grains**

FC-18 3” Sheaf of Any Wheat

FC-19 3” Sheaf of Any Oats

FC-20 3” Sheaf of Any Barley

FC-21 3” Sheaf of Any Other Small Grain

**Forages/Grasses/Legumes Sheaf**

FC-22 3” Sheaf Any Alfalfa/Clover

FC-23 3” Sheaf Any Grass

FC-24 3” Sheaf Any Other Forage/Grass/Legumes

**Crop Display**

FC-25 Bucket of Soybean Plants (5-10 Soybeans growing in a 5 Gallon Bucket)

FC-26 2 Stalks Corn (New Crop)

FC-27 1 Stalk Tallest Corn Stalk (New Crop)

FC-28 Dry Hay Slice- Any Alfalfa or Clover (Wrapped in clear plastic 24”x24”x4”

FC-29 Dry Hay Slice- Any Grass (Wrapped in clear plastic, 24”x24”x4”)

FC-30 Dry Hay Slice- Any Mixed Legume/Grass(Wrapped in clear plastic 24”x24”x4”)

**Floriculture**

Entries must be shown in a narrow-mouthed bottle of vase.

All exhibits must show variety name on tag.

Maximum 3 entries per class in Floriculture.

Sub-Classes may be made based on entries.

**Class #**

F-1	Dahlias	Any Color (1 Bloom)
F-2	Roses	Any Color (1 Stem)
F-3	Gladiolus	Any Color (1 Spike)
F-4	Marigolds	Any Color (1 Stem)
F-5	Zinnias	Any Color (1 Stem)
F-6	Petunias	Any Color (1 Spray)
F-7	Other Annual	Any Color (1 Bloom/ Stem/ Spray)
F-8	Other Perennial	Any Color (1 Bloom/ Stem/ Spray)
F-9	Theme Class	2024-Snapdragon (1 Stem)

**Horticulture**

All exhibits must be placed on a white paper plate.

All exhibits must show variety name on tag.

Maximum 3 entries per class in Horticulture.

Any class may be sub-divided based on numbers.

**Class #**

H-1	Beans or Peas	6 specimens
H-2	Carrots	3 specimens
H-3	Cucumbers	2 specimens
H-4	Onions	3 specimens
H-5	Peppers	3 specimens
H-6	Pumpkins or Squash	1 specimens
H-7	Sweet Corn	2 ears
H-8	Tomato	3 specimens
H-9	Cantaloupe or Watermelon	1 specimens
H-10	Other (Smaller than a softball)	3 specimens
H-11	Other (Larger than a softball)	1 specimens



# Monroe County Clover Club

## General Rules:

1. Youth **MUST** be enrolled into a Clover Club in Monroe County 4-H online and any dues must be paid.
2. Clover Kids must attend a minimum of (5) five club meetings, Club Activities or Club Service Projects
3. Clover Club participation will be non-competitive.
4. Each exhibit will receive a Clover Club ribbon—not 1st, 2nd, or 3rd place ribbons.

## Exhibit Building Entries:

1. Each Clover Club member will be eligible to bring 3 exhibits to the 4-H Exhibit Building on Thursday, July 25th between 8:00 am—12:00 pm.
2. Clover Club members will sit with a “judge” who will talk to them about their exhibits. This is called conference judging.
3. Exhibits will be on display in the exhibit building during the fair.
4. Clover Club exhibits will be released Sunday, July 28th from 9:00 pm– 10:00 pm and Monday, July 29th between 8:00 am—12:30 pm.

*Some Exhibit examples are, but not limited to...*

*Cookies, Drawings, Craft Items, and so much more! Anything that you can make...you can bring to the fair!*

*That includes all the great craft items that were made during your Clover Club meetings or workshops this past school year!*

## Clover Kids Clothing:

1. Clover Kid may bring 1 outfit of choice to the Clothing and Communication judging on Monday, July 22, 2024, at 1:30pm. Must be registered by Monday, July 8, 2024, at 4:30p.m. Please register by calling, emailing, or stopping by the Extension Office.
2. Members must have their appropriate judging forms completed before the event and must include a picture of yourself in the outfit. Pick up appropriate judging forms at the Office or on-line at [www.extension.iastate.edu/monroe](http://www.extension.iastate.edu/monroe).
3. Clothing Exhibit does not count towards the 3 exhibits in the Exhibit Building.
2. Clover Kid may also participate in the Clothing and Communication event on Saturday evening of fair.



## **Clover Kid Livestock Rules:**

1. Youth **MUST** be enrolled into a Clover Club in Monroe County 4-H online and any dues **MUST** be paid.
2. Youth **MUST** have attended a minimum of (5) five Clover Club Meetings, Club Activities or Club Service Projects.
3. Clover kids can show in either Bottle Calf Show, OR Bottle Goat/lamb show, one or the other not both.
4. Bottle project will be brought to fair on Wednesday and stay until Monday.
5. Animals must be inspected by fair veterinarian prior to unloading through designated scale area.
6. Clover bottle projects cannot be sold at auction.
7. Clover bottle projects may not return the following year.
8. Clover Kid participation will be non-competitive.
9. Each exhibit will receive a Clover Kids ribbon – not a 1st, 2nd, or 3rd place ribbon.
10. All livestock shown by Clover Kids must be Identified on 4-H online 2.0 by May 15<sup>th</sup>.
11. Animals must be entered on FairEntry.

## **Clover Kids Bucket Calf Show:** *Superintendents –*

1. Any newborn or orphan calf, male or female, dairy or beef crossbred that has born between January 1, 2024, to May 15, 2024. Must be purchased and in possession of member within two weeks of birth: identified by 4-H tag and **identified on 4-H Online 2.0** by May 15. (Tags can be picked up in the Extension office)
2. Calf must be bucket or bottle fed. **(No nursing permitted)**
3. An exhibitor may identify 1 calf and is eligible to be shown only in the Clover kids Bucket-Bottle Calf Class on July 28, 2024.
4. Calves will be shown at halter. They will be divided into classes depending on the number of entries and at the discretion of the superintendents. After Wednesday check-in for fair, superintendents will divide into divisions: school grades (K-3) for the 2023-2024 school year. This will depend on number of entries – some groups may be combined.
5. Judging will be based on:
  - a. What member has learned about care and development of the calf (interview in ring & Clover kids record sheet), Clover kids record sheet can be picked up the office and is in fair book following these rules.
  - b. Poster to be hung above stall showing Clover member with calf.
6. The Clover Kids will receive their ribbons following the judging in the ring.
7. Clover kids Project Bucket Calves may not return the following year as a clover project and are not eligible to sale at the Fair Auction, but they may sell at private treaty.
8. A bucket/ bottle calf that was raised, and shown, by a Clover Kid in 3rd grade can return the following year with the same 4th grade 4H participant as a Bucket Calf +1.



**Clover Kids Bottle Goat & Lamb Show:** *Superintendents – Refer to page 40 & 63*

1. Any newborn or orphan lamb/goat, male or female, dairy or meat, crossbred that was born between January 1, 2024, to May 15, 2024. Must be purchased/farmed and in possession of member within two weeks of birth: identified by 4-H tag and **identified on 4H online and must have a scrapie tag in place** by fair. 4-H tags can be picked up at the Extension Office
2. Lamb/Goat must be bottle fed **(NO Nursing Permitted)**
3. NO BUCKS WILL BE PERMITTED TO SHOW IN BOTTLE CLASS
4. Projects will be shown at halter or chain. They will be divided into classes depending on the number of entries and at the discretion of the superintendents. After Wednesday check-in for fair, superintendents will divide into divisions: school grades (K-3) for the 2023-2024 school year. This will depend on number of entries – some groups may be combined.
5. Judging will be based on:
  - a. What member has learned about care and development of the goat/lamb (interview in ring & Clover Kids record sheet), Clover Kids record sheet can be picked up the office and is in fair book following these rules.
  - b. Poster to be hung above stall showing Clover member with lamb/goat.
6. The Clover Kids will receive their ribbons following the judging in the ring.
7. Clover Kid's Project Bottle Goat & Lambs may not return the following year as a clover project and are not eligible to sell at the Fair Auction, but they may sell at a private treaty.

Notes

## Notes

**2024 Monroe County Fair Schedule  
4-H & FFA Events & Shows**

TIME	TIME	EVENT	LOCATION
<b>PRE FAIR SATURDAY JULY 20th</b>			
8:00 a.m.		Fair Clean Up - We Need Everyone!!!	Fairgrounds
<b>PRE FAIR MONDAY JULY 22nd</b>			
9:00 a.m.		Dog Show	Fairgrounds
1:30 p.m.		Clothing & Communications Judging	Exhibit Building
7:00p.m.		Opening Ceremony Event/Fair Queen & King Crowning	Exhibit Building
<b>WEDNESDAY JULY 24th</b>			
8:00 a.m.	12:00 p.m.	Swine Weigh - In	Swine Barn
6:00 p.m.	8:00 p.m.	Exhibitor Supper Sponsored by Monroe County Cattlemen	Food Stand
5:00 p.m.	9:00 p.m.	Bucket of Junk Challenge Project Entries	Exhibit Building
5:00 p.m.	7:00 p.m.	Check in Rabbit & Poultry	Poultry/Rabbit Barn
5:00 p.m.	7:00 p.m.	Sheep & Goat Weigh-In (Trailers Enter East Gate)	Swine Barn
5:00 p.m.	7:00 p.m.	Clover Kids Bottle Lamb & Goat Check In (Trailers Enter East Gate)	Swine Barn
5:00 p.m.	7:00 p.m.	Beef (Trailers Enter West gate)	Scale Area
5:00 p.m.	7:00 p.m.	Clover Kids & 4-H Bucket Bottle Beef Check In (Trailers Enter West Gate)	Scale Area
7:00 p.m.	9:00 p.m.	Horse Check In (Trailers Enter West Gate)	Horse Barn
<b>THURSDAY JULY 25th</b>			
<b>LAMB-GOAT-POULTRY PRODUCERS DAY!</b>			
8:00 a.m.		4-H & Clover Kids Exhibit Project Judging Begins <i>Poultry &amp; Beef Ultrasound Exhibitors Judge First</i>	Exhibit Building
9:00 a.m.		Beef Ultrasound Evaluation	Beef Carcass Barn
9:00 a.m.	11:00 a.m.	FFA Exhibit Check In	Exhibit Building
11:00 a.m.		Poultry Show	Showing
1:00 p.m.		Live Carcass Beef Judging	Beef Carcass Barn
1:30 p.m.		Exhibit Building Closes/State Fair Selection	Exhibit Building
2:00 p.m.		Sheep/Goat Show Bottle Entries begin Show	Showing
3:00 p.m.		Beef Carcass Meat Cut Educational Event	Exhibit Building
4:00 p.m.	8:00 p.m.	Albia FFA Mini Golf & Homemade Ice Cream Sales	Shelter Area
<b>FRIDAY JULY 26th</b>			
<b>PORK PRODUCERS DAY!</b>			
8:00 a.m.		Swine Show	Showing
2:00 p.m.		Rabbit/Cat/Cavy Show	Showing
4:00 p.m.	8:00 p.m.	Albia FFA Mini Golf & Homemade Ice Cream Sales	Shelter Area
5:00 p.m.	6:00 p.m.	Family Fun Fair Activities & Events 4-H Youth Council	Showing
6:00 p.m.		Hot Dog Eating Contest 4-H Youth Council	Showing
<b>SATURDAY JULY 27th</b>			
<b>BEEF PRODUCERS DAY!</b>			
8:30 a.m.		Unhalted Cow/Calf Class Judging	Stalling Area
9:00 a.m.		Beef Show	Showing
3:00 p.m.		2024 Governor's Charity Show Announcement	Showing
3:00 p.m.		South Central Iowa Showdown Parade of Champions	Showing
4:00 p.m.	8:00 p.m.	Albia FFA Mini Golf & Homemade Ice Cream Sales	Shelter Area
4:00 p.m.		Bucket Calf/Bucket Calf #1 Judging & Show	Showing
6:00 p.m.		Clothing & Communications Event Show	Exhibit Building
<b>SUNDAY JULY 28th</b>			
<b>FAMILY FUN DAY!</b>			
10:00 a.m.		Horse Show	Horse Arena
10:00 a.m.		4-H Clover Kids Bottle Lamb & Goat Show	Showing
		4-H Clover Kids Bucket Bottle Calf Show	Showing
3:00 p.m.		Dog Show Exhibitor Recognition Event	Showing
4:00 p.m.	8:00 p.m.	Albia FFA Mini Golf & Homemade Ice Cream Sales	Shelter Area
9:00 p.m.		Release of 4-H, Clover Kids & FFA Exhibits-Exhibit Bldg	Exhibit Building
<b>MONDAY JULY 29th</b>			
8:00 a.m.		<b>Fairgrounds Clean-Up- WE NEED EVERYONE!</b>	
10:00 a.m.		Remove all Livestock Not Being Sold in Auction <i>Pending Clean Up is Approved by Fair Board President</i>	
4:00 p.m.		4-H & FFA Livestock Exhibits Premium Payout	Fair Board Office
4:30 p.m.	6:00 p.m.	Appreciation Dinner/ Free to the Public	Food Stand
5:00 p.m.		Livestock Auction	Showing